

Uniform Crime Reporting

2023 Report





The Department of Public Safety has collected the data from associated agencies like Criminal Records Unit and Aging and Disability Services. The Department of Public Safety does not guarantee this book to be complete or accurate with regards to the data being provided.



STATE OF NEVADA DEPARTMENT OF PUBLIC SAFETY

Joe Lombardo, Governor

George Togliatti, Director
Department of Public Safety

Erica Souza-Llamas, Division Administrator
Records, Communications and Compliance Division

Georgina Castaneda, Special Services Manager
Records, Communications and Compliance Division

Raymond Mansi, NCJIS Program Specialist Supervisor
Records, Communications and Compliance Division

Justin Blakeley, NCJIS Program Specialist
Records, Communications and Compliance Division



Nevada Department of
Public Safety
Records, Communications and Compliance



Nevada Department of **Public Safety**

DEDICATION PRIDE SERVICE

DPS VISION: To be the premiere public safety agency and provide advanced law enforcement services to the citizens of Nevada. To support and empower DPS employees by encouraging diversity in the workforce, results oriented service, productivity and meaningful career growth. The DPS is committed to achieving the highest standards of excellence through the use of comprehensive training programs, progressive technology, federal, state and local government partnerships with interagency cooperation to ensure the safety of all citizens and visitors in Nevada.

DPS MISSION STATEMENT: The Nevada State Police serves the "Nevada Way" by coordinating with local, state, and federal law enforcement agencies on behalf of our community partners to provide the highest level of public safety service for the citizens and visitors to the Silver State.



Nevada Department of
Public Safety
Records, Communications and Compliance



Table of Contents

Protection Order Data8
Aging & Disability Services Data38
Supplemental Hate Crime50





Statement of Policy

FOR RELEASE OF UCR STATISTICAL INFORMATION

The following policies provide guidance concerning the release of UCR statistical information. Prior to being released, all information is approved by senior UCR staff.

1. This report is available via email by request, or on the Criminal History Repository website at <https://rccd.nv.gov/About/UCR/Crime-In-Nevada>
2. Information contained in the published annual report may be released via telephone, letter, etc., to any interested party.
3. All requests for unpublished information should be directed to the UCR Program at ucr@dps.state.nv.us



Protection Orders

There are 5 types of Protection Order data in this section

- Domestic Violence Protection Orders – DV PO
- Stalking Protection Orders – Stalking PO
- Aggravated Stalking Protection Order – Agg Stalking PO
- Harassment Protection Order – Harassment PO
- Sexual Assault Protection order – Sexual Assault PO



DV Protection Order Statistics

One Protection Order for Domestic Violence Granted Every 1 Hour 19 Minutes, 47 Seconds

Protection Orders	Orders	% of TPO	% Change from 2022	Orders / 1,000 Pop
Temporary	5,214	79.16%	-15.59%	1.66
Extended	1,373	20.84%	-21.18%	0.44

TPO Including Custody of a Minor	1,524	23.14%	-37.87%	0.49
----------------------------------	-------	--------	---------	------

Served to Adverse Party		Expire or Dissolved	
TPO	3,447	TPO	5,732
EXT	1,439	EXT	1,572
Total	4,886	Total	7,304





Stalking PO Statistics

One Protection Order for Stalking Granted Every 4 Hours, 20 Minutes, 42 Seconds

Protection Orders	Orders	% of TPO	% Change from 2022	Orders / 1,000 Pop
Temporary	1,402	69.54%	-1.40%	0.45
Extended	614	30.46%	-2.54%	0.20

TPO Including Custody of a Minor	3	0.21%	NA	0.00
----------------------------------	---	-------	----	------

Served to Adverse Party		Expire or Dissolved	
TPO	633	TPO	1,447
EXT	515	EXT	528
Total	1,148	Total	1,975





Agg Stalking PO Statistics

One Protection Order for Aggravated Stalking Granted Every 24 Days, 7 Hours, 59 Minutes, 59 Seconds

Protection Orders	Orders	% of TPO	% Change from 2022	Orders / 1,000 Pop
Temporary	9	60.00%	125.00%	0.002863
Extended	6	40.00%	100.00%	0.001908

TPO Including Custody of a Minor	0	0.00%	NA	0.00
----------------------------------	---	-------	----	------

Served to Adverse Party		Expire or Dissolved	
TPO	2	TPO	7
EXT	4	EXT	3

Total 6 Total 10





Harassment PO Statistics

One Protection Order for Harassment Granted Every 2 Days, 20 Hours, 58 Minutes, 34 Seconds

Protection Orders	Orders	% of TPO	% Change from 2022	Orders / 1,000 Pop
Temporary	88	69.29%	214.29%	0.03
Extended	39	30.71%	290.00%	0.01

TPO Including Custody of a Minor	2	1.57%	100%	0.00
---	---	-------	------	------

Served to Adverse Party

Expired or Dissolved

TPO	51	TPO	93
EXT	31	EXT	12

Total

82

Total

105





Sexual Assault PO Statistics

One Protection Order for Sexual Assault Granted Every 8 Days, 16 Hours, 34 Minutes, 17 Seconds

Protection Orders	Orders	% of TPO	% Change from 2022	Orders / 1,000 Pop
Temporary	26	61.90%	-33.33%	0.01
Extended	16	38.10%	-11.11%	0.01

TPO Including Custody of a Minor	1	2.38%	0.00%	0.00
----------------------------------	---	-------	-------	------

Served to Adverse Party		Expired or dissolved	
TPO	14	TPO	29
EXT	13	EXT	15
Total	27	Total	44





About Protection Orders

The reporting of the protection order data presented here is collected per the guidelines set forth in Nevada Revised Statute 179A.350.

NRS 179A.350 Creation; contents; prompt entry of information; accessibility; retention of records; submission of report to Legislature.

1. The Repository for Information Concerning Orders for Protection is hereby created within the Central Repository.
2. Except as otherwise provided in subsection 10, the Repository for Information Concerning Orders for Protection must contain a complete and systematic record of all:
 - (a) Temporary and extended orders for protection against domestic violence issued or registered in the State of Nevada and all Canadian domestic-violence protection orders registered in the State of Nevada, including, without limitation, any information received pursuant to [NRS 33.095](#);
 - (b) Temporary and extended orders for protection against stalking, aggravated stalking or harassment issued in this State pursuant to [NRS 200.599](#); and
 - (c) Temporary and extended orders for protection against a person alleged to have committed the crime of sexual assault issued in this State pursuant to [NRS 200.37835](#).
 - (d) Orders imposing, modifying, suspending or canceling a condition of release prohibiting contact issued in this State pursuant to [NRS 178.4845](#)
3. The records contained in the Repository for Information Concerning Orders for Protection must be kept in accordance with the regulations adopted by the Director of the Department.
4. Information received by the Central Repository pursuant to [NRS 33.095](#), [178.4845](#), [200.37835](#) and [200.599](#) must be entered in the Repository for Information Concerning Orders for Protection.
5. The information in the Repository for Information Concerning Orders for Protection must be accessible by computer at all times to each agency of criminal justice.
6. The Repository for Information Concerning Orders for Protection shall retain all records of an expired temporary or extended order for protection and all records of an expired, suspended or cancelled order imposing a condition of release prohibiting contact, unless any such order is sealed by a court of competent jurisdiction.





About Protection Orders contd.

7. The existence of a record of an expired temporary or extended order for protection or a record of an expired, suspended or cancelled order imposing a condition of release prohibiting contact in the Repository for Information Concerning Orders for Protection does not prohibit a person from obtaining a firearm or a permit to carry a concealed firearm unless such conduct violates:

- (a) A court order; or
- (b) Any provision of federal or state law.

8. The Director of the Department shall provide an electronic means to access on the Central Repository's Internet website statistical data concerning all temporary and extended orders for protection issued pursuant to [NRS 33.020](#), [200.378](#) and [200.591](#) during the previous calendar year that were transmitted to the Repository for Information Concerning Orders for Protection. The data must include, without limitation, information for each court that issues temporary or extended orders for protection pursuant to [NRS 33.020](#), [200.378](#) and [200.591](#), respectively, concerning:

- (a) The total number of temporary and extended orders that were granted by the court during the calendar year to which the data pertains;
- (b) The number of temporary and extended orders that were granted to women;
- (c) The number of temporary and extended orders that were granted to men;
- (d) The number of temporary and extended orders that were vacated or expired;
- (e) The number of temporary orders that included a grant of temporary custody of a minor child; and
- (f) The number of temporary and extended orders that were served on the adverse party.

9. The information provided pursuant to subsection 8 must include only aggregate information for statistical purposes and must exclude any identifying information relating to a particular person.

10. The Repository for Information Concerning Orders for Protection must not contain any information concerning an event that occurred before October 1, 1998.

11. As used in this section, "Canadian domestic-violence protection order" has the meaning ascribed to it in [NRS 33.119](#).

(Added to NRS by [1997, 1803](#); A [2007, 2483](#); [2015, 2765](#); [2017, 624](#); [2019, 2837](#); [2021, 618](#), [1949](#))





Protection Orders – DV and SH

Definitions

The following report will describe and summarize temporary and extended protection orders issued in the State of Nevada. These reports are broken down to show which orders were granted to men and to women. Also included is a listing of those orders that included custody of a minor child and available historic data.

- **Temporary Protection Order:** Can be granted within 24 hours of receiving the application and in effect up to 45 days or until scheduled court hearing.
- **Extended Protection Order:** Awarded only after a hearing before a judge and in effect for up to two years.
- **Expired Order:** A Temporary Protection Order or Extended Protection Order that has reached the expiration date and was not extended further.
- **Vacated Order:** A Temporary Protection Order or Extended Protection Order that was cancelled or dissolved prior to the expiration date.

Any of the above Domestic Violence or Stalking and Harassment Protection orders could include a grant of temporary custody of a minor child.

Note that on the graphs you will see gender described as male, female, and unknown. Unknown includes those who entered unknown on the application or those that did not complete the gender portion of the application.



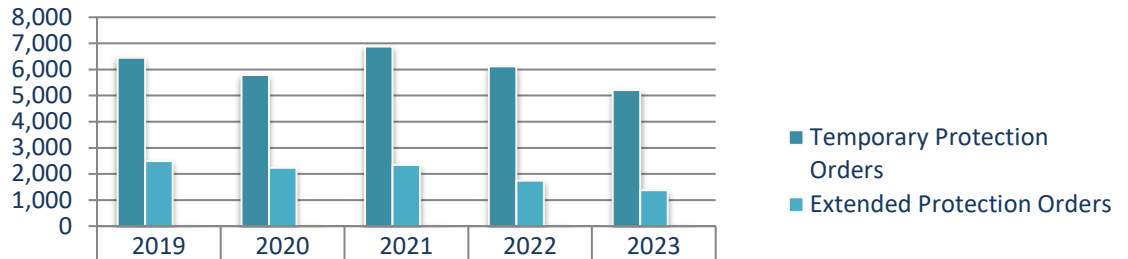


DV Protection Orders

5-year Comparison 2019 - 2023

Protection Orders Issued

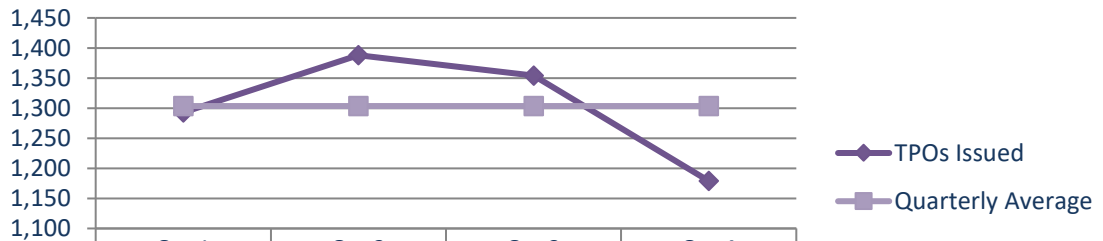
5-yr Comparison: 2019 - 2023



	2019	2020	2021	2022	2023
Temporary Protection Orders	6,455	5,784	6,883	6,117	5,214
Extended Protection Orders	2,496	2,234	2,345	1,742	1,373
% of TPO Extended	38.67%	38.62%	34.07%	28.48%	26.33%

2023 Temporary Protection Orders

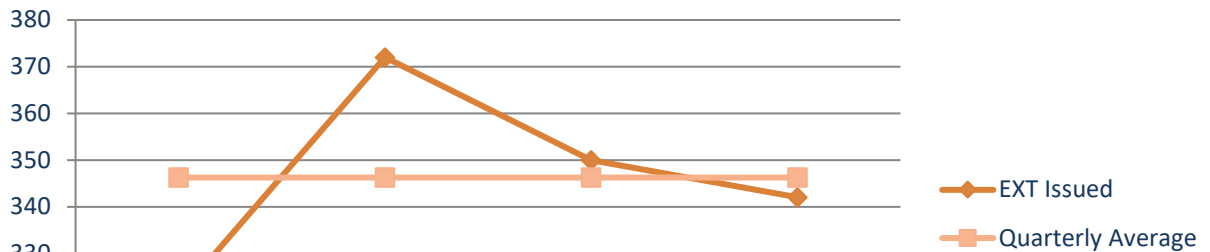
By Quarter & Quarterly Average



	Qtr 1	Qtr 2	Qtr 3	Qtr 4
TPOs Issued	1,293	1,388	1,354	1,179
Quarterly Average	1,304	1,304	1,304	1,304

2023 Extended Protection Orders

By Quarter & Quarterly Average



	Qtr 1	Qtr 2	Qtr 3	Qtr 4
EXT Issued	321	372	350	342
Quarterly Average	346	346	346	346

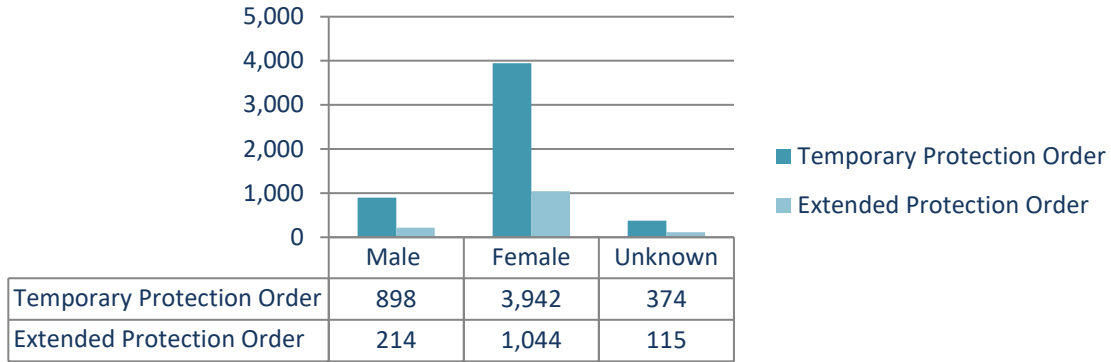


2023 DV Protection Orders Issued

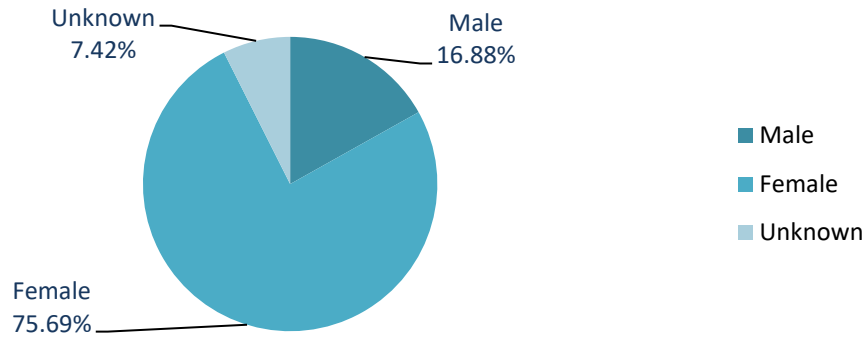
By Gender & Type

2023 Granted Orders

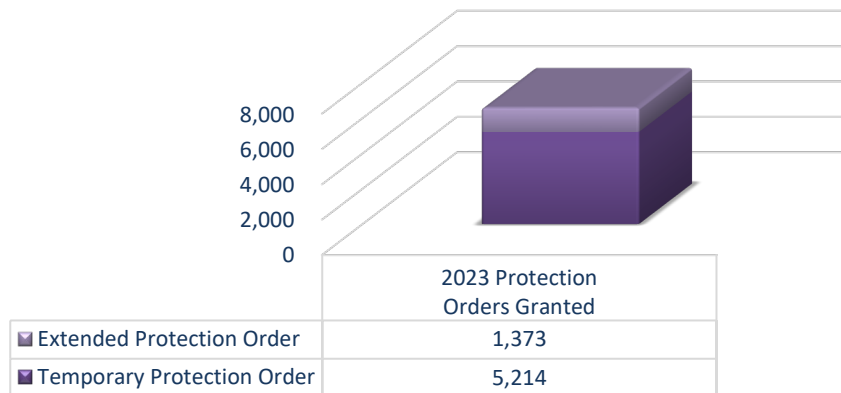
By Gender



Protection Order Issued By Gender



Temporary and Extended Order Issued

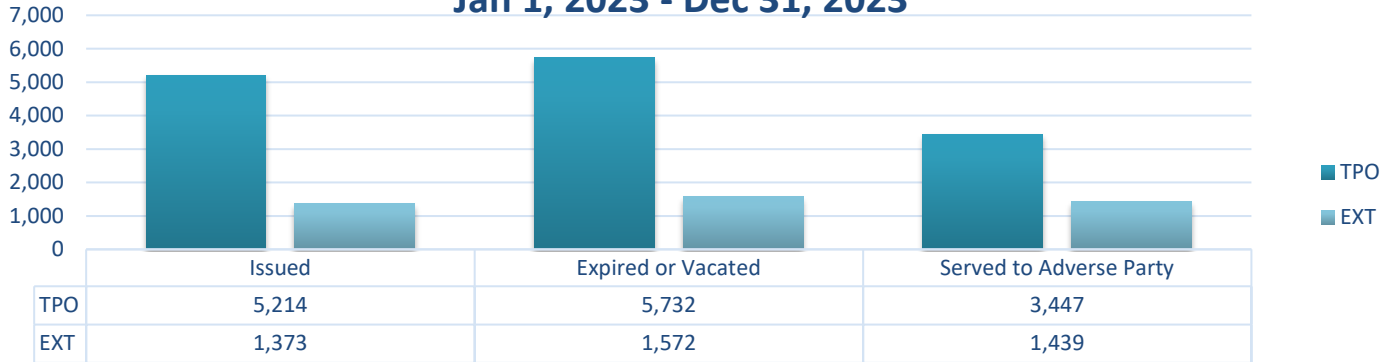




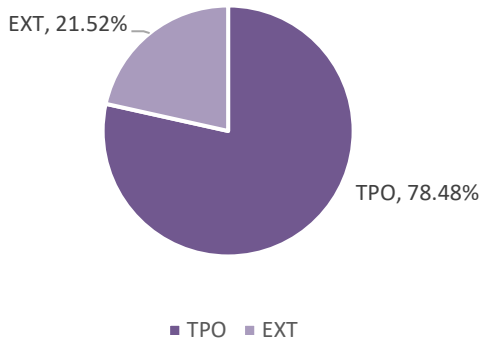
2023 DV Protection Orders

Issued, Vacated or Expired, and Served

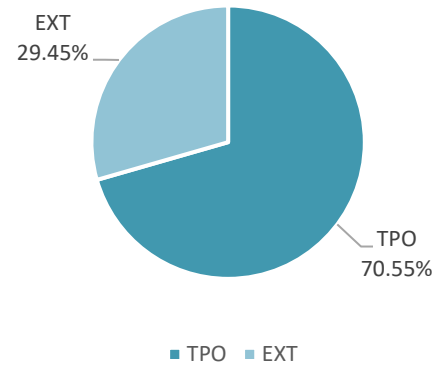
Granted, Expired & Served Jan 1, 2023 - Dec 31, 2023



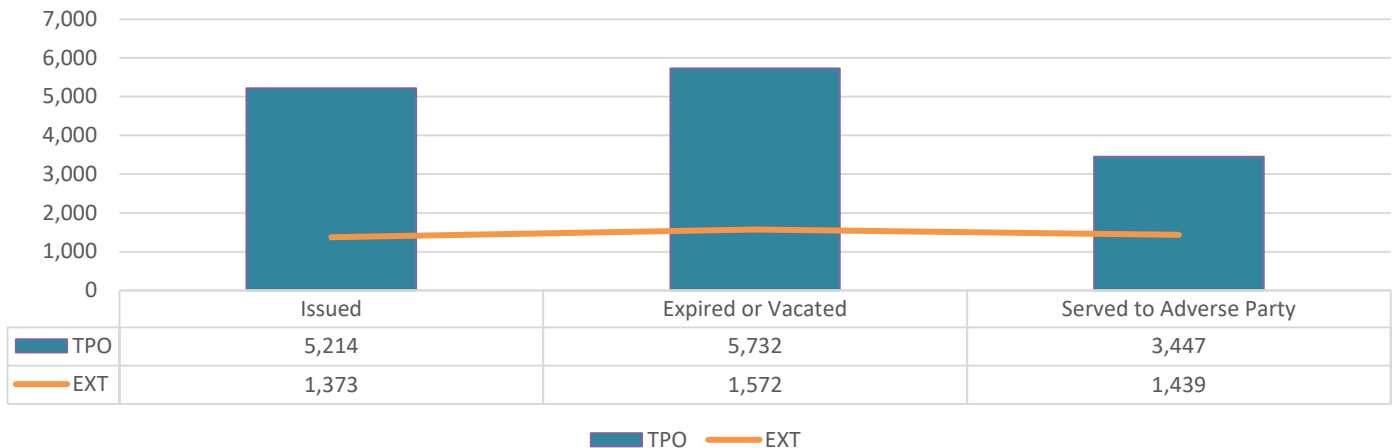
Expired or Vacated in 2023



Served to Adverse Party in 2023



Temporary vs Extended Comparison 2023

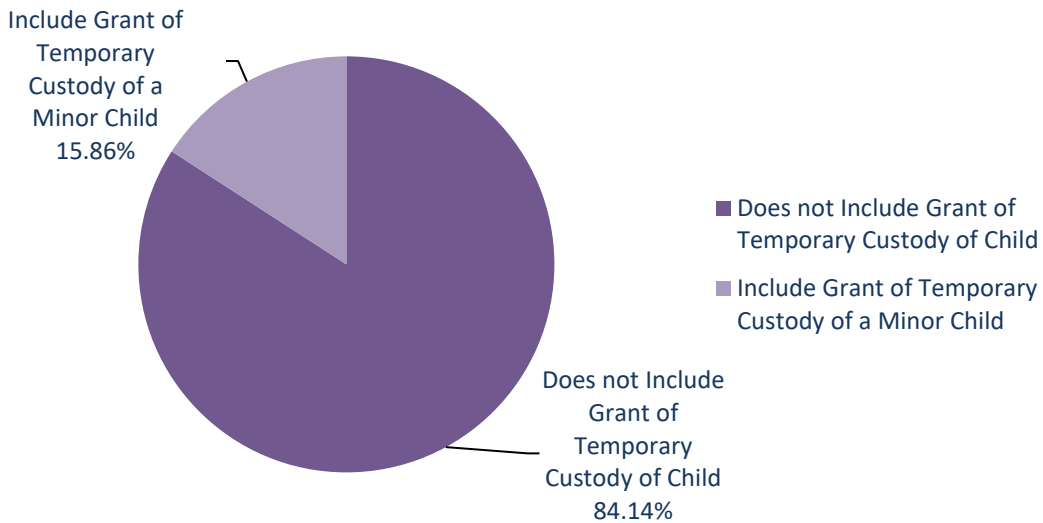
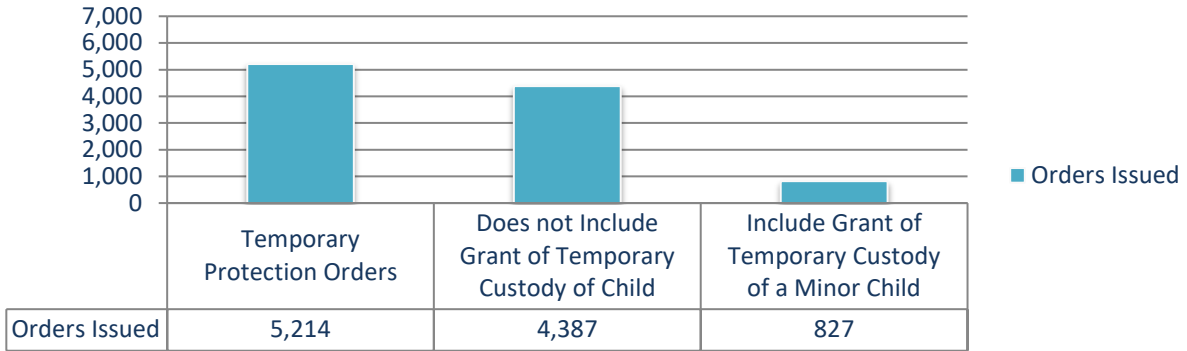




2023 DV Protection Orders Issued

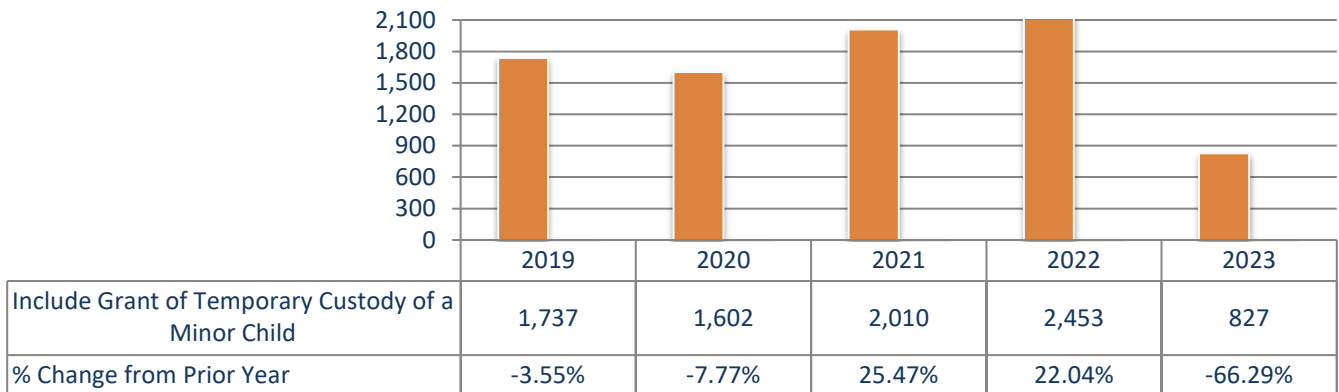
Including a Grant of Temporary Custody of a Minor Child

2023 Orders Issued



Temporary Protection Orders Issued

5-yr Comparison: 2019 - 2023



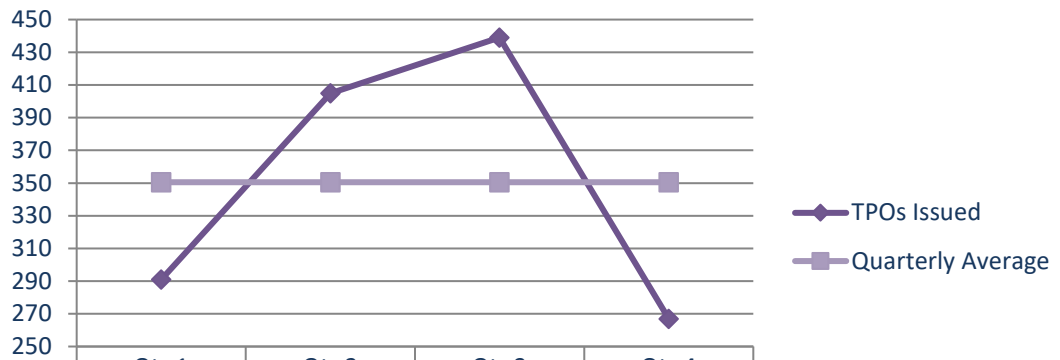


Stalking PO

By Quarter and Quarterly Average

2023 Temporary Protection Orders

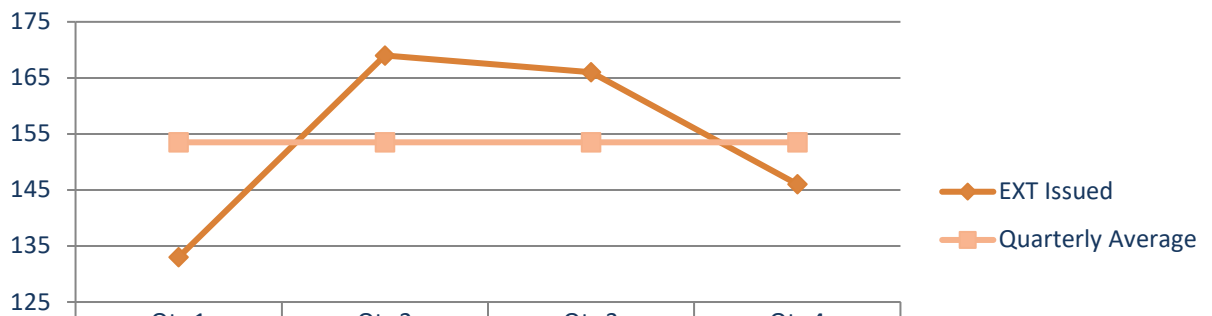
By Quarter & Quarterly Average



	Qtr 1	Qtr 2	Qtr 3	Qtr 4
TPOs Issued	291	405	439	267
Quarterly Average	351	351	351	351

2023 Extended Protection Orders

By Quarter & Quarterly Average



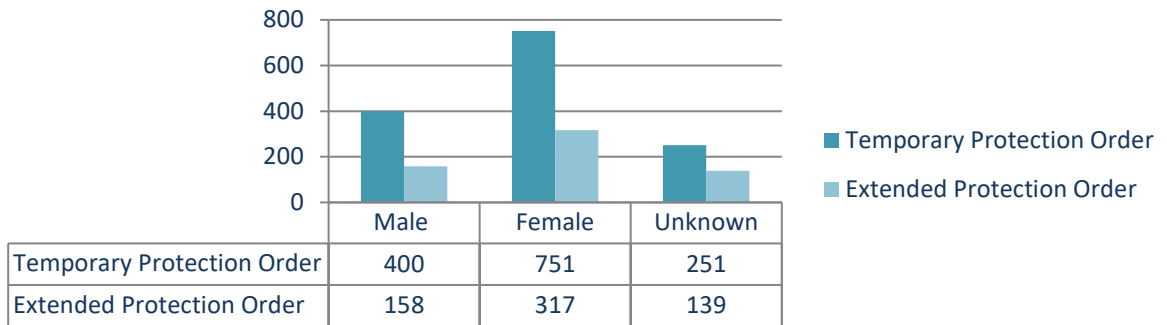
	Qtr 1	Qtr 2	Qtr 3	Qtr 4
EXT Issued	133	169	166	146
Quarterly Average	154	154	154	154



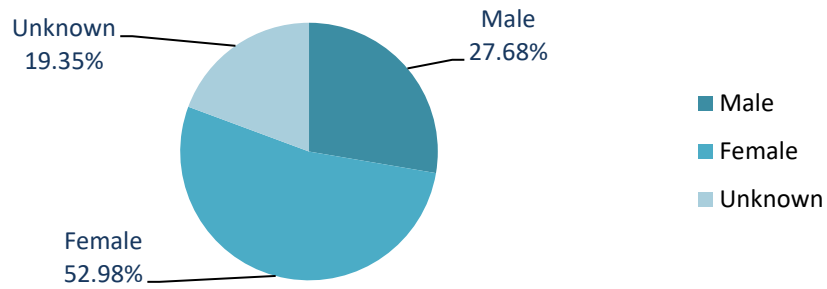
2023 Stalking PO Issued

By Gender & Type

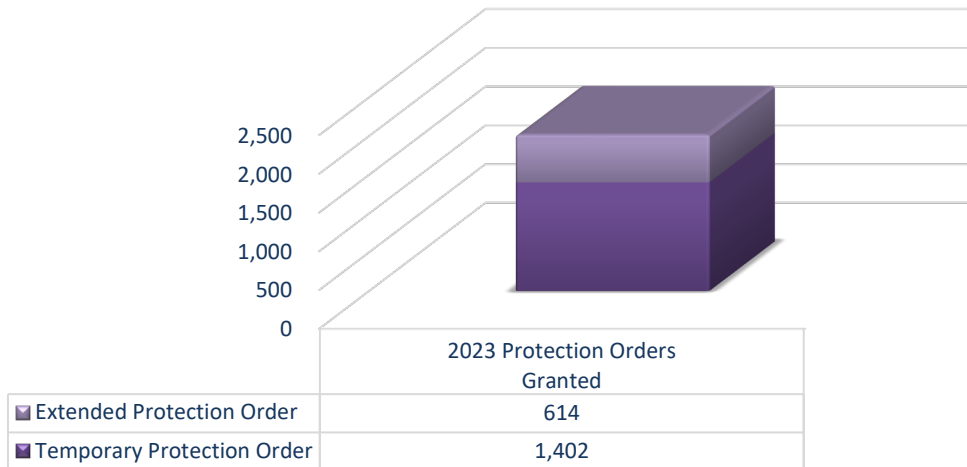
2023 Granted Orders By Gender



Protection Order Issued By Gender



Temporary and Extended Order Issued

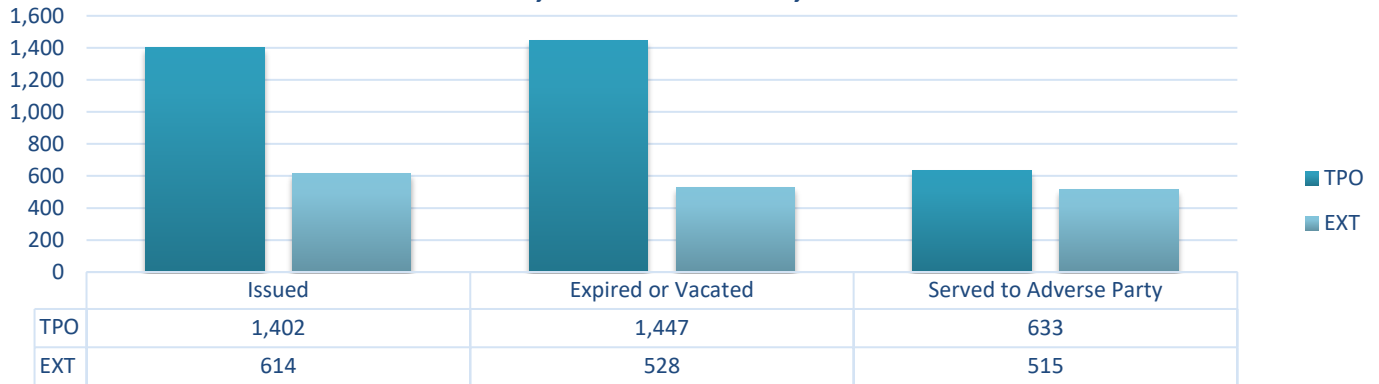




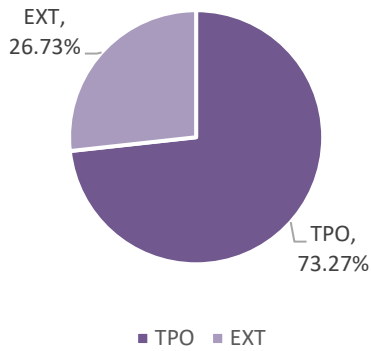
2023 Stalking PO

Issued, Vacated or Expired, and Served

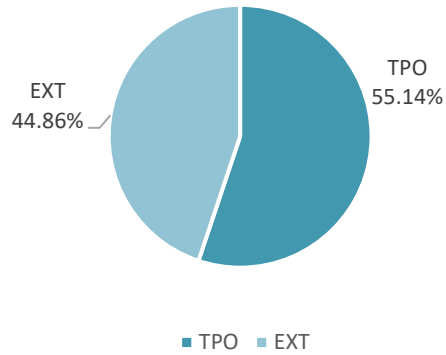
Granted, Expired & Served Jan 1, 2023 - Dec 31, 2023



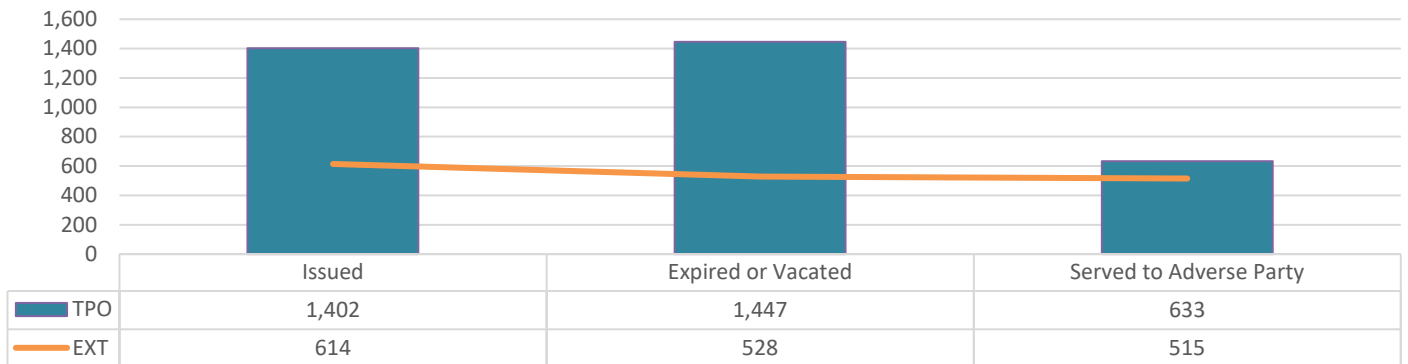
Expired or Vacated in 2023



Served to Adverse Party in 2023



Temporary vs Extended Comparison 2023

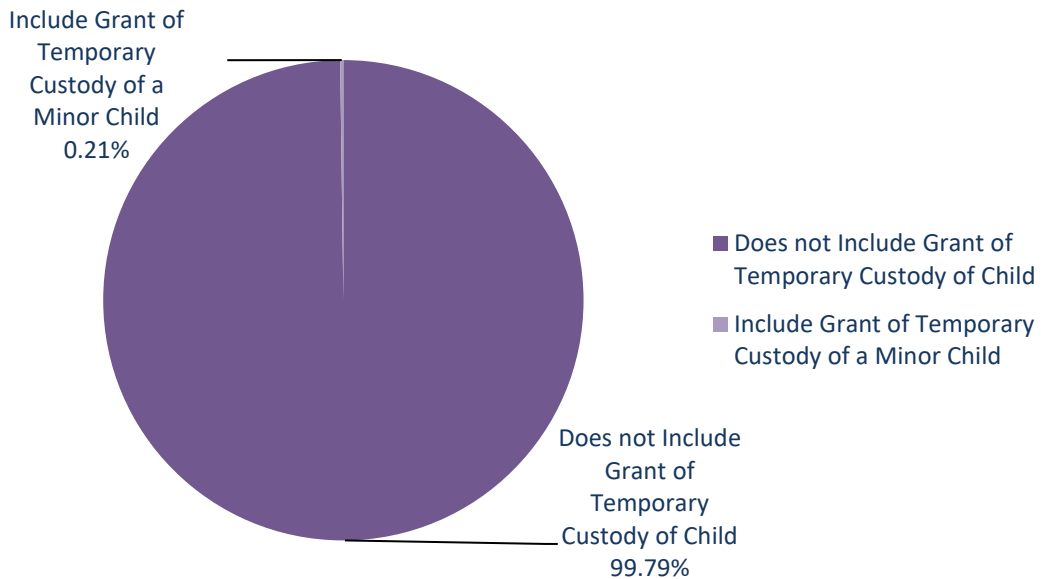
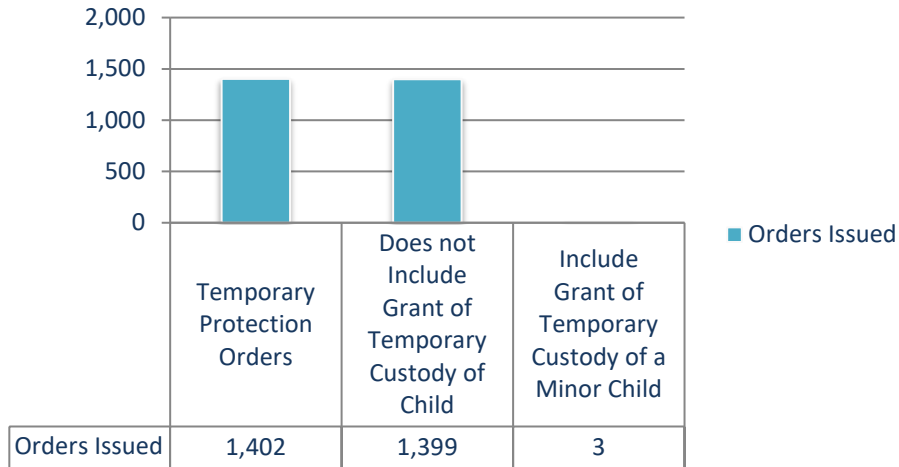




2023 Stalking PO Issued

Including a Grant of Temporary Custody of a Minor Child

2023 Orders Issued



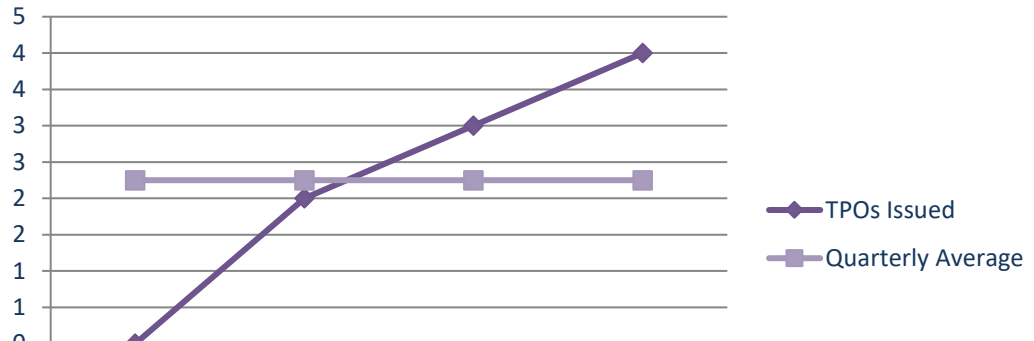


Agg Stalking PO

By Quarter and Quarterly Average

2023 Temporary Protection Orders

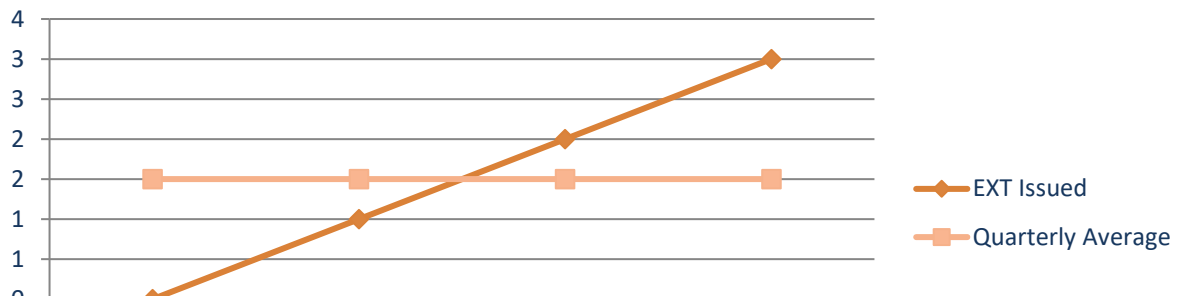
By Quarter & Quarterly Average



	Qtr 1	Qtr 2	Qtr 3	Qtr 4
TPOs Issued	0	2	3	4
Quarterly Average	2	2	2	2

2023 Extended Protection Orders

By Quarter & Quarterly Average



	Qtr 1	Qtr 2	Qtr 3	Qtr 4
EXT Issued	0	1	2	3
Quarterly Average	2	2	2	2

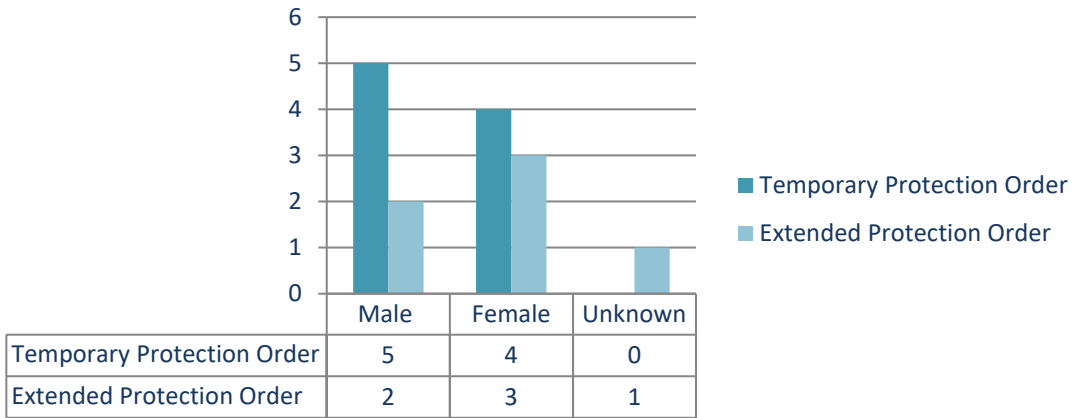


2023 Agg Stalking PO Issued

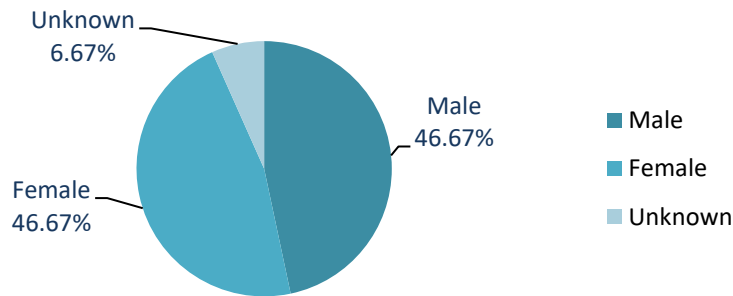
By Gender & Type

2023 Granted Orders

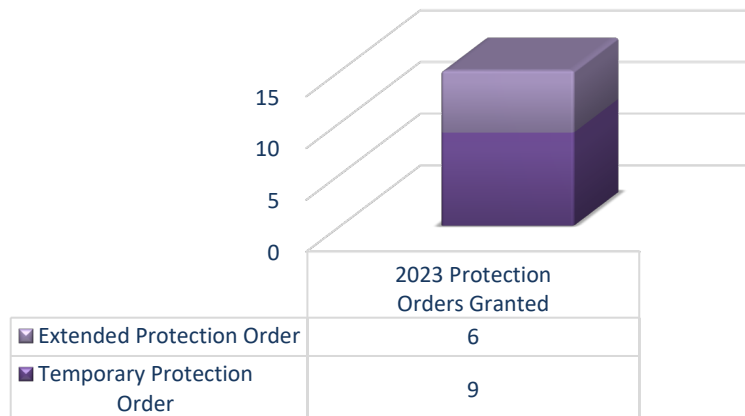
By Gender



Protection Order Issued By Gender



Temporary and Extended Order Issued

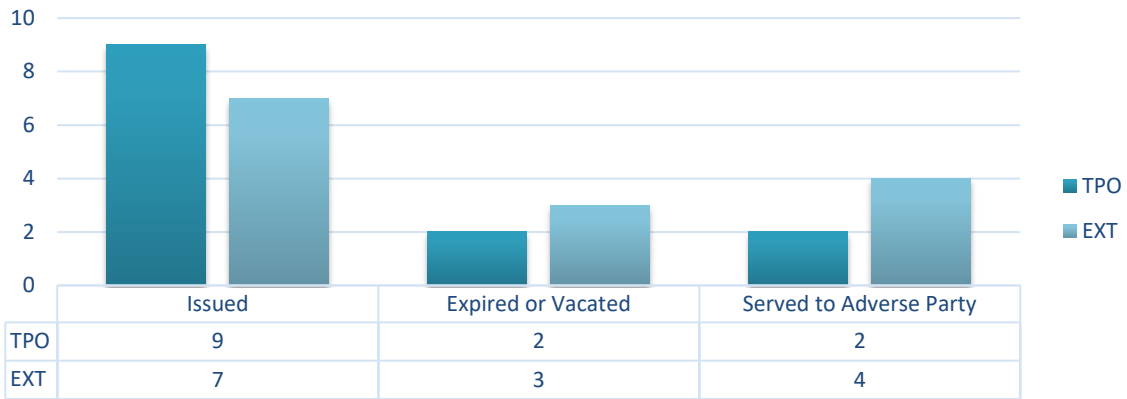




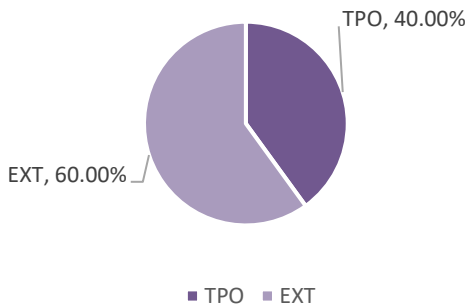
2023 Agg Stalking PO

Issued, Vacated or Expired, and Served

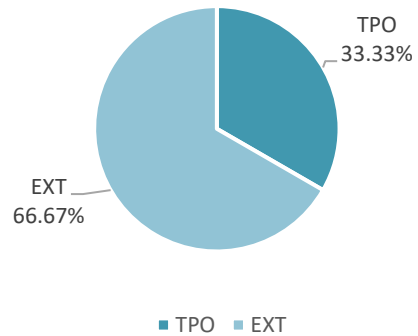
Granted, Expired & Served Jan 1, 2023 - Dec 31, 2023



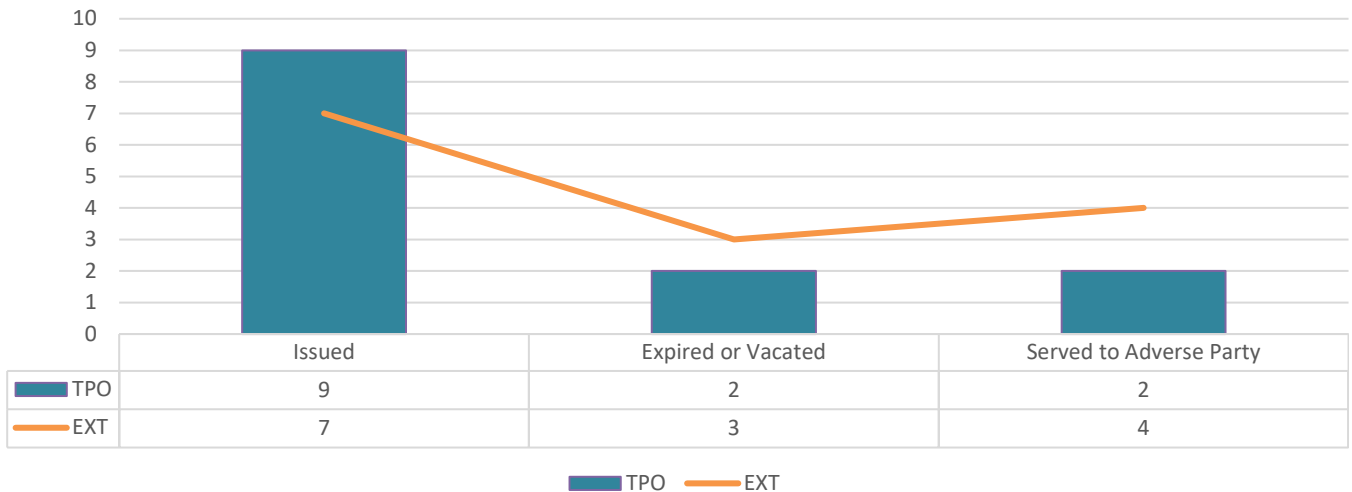
Expired or Vacated in 2023



Served to Adverse Party in 2023



Temporary vs Extended Comparison 2023

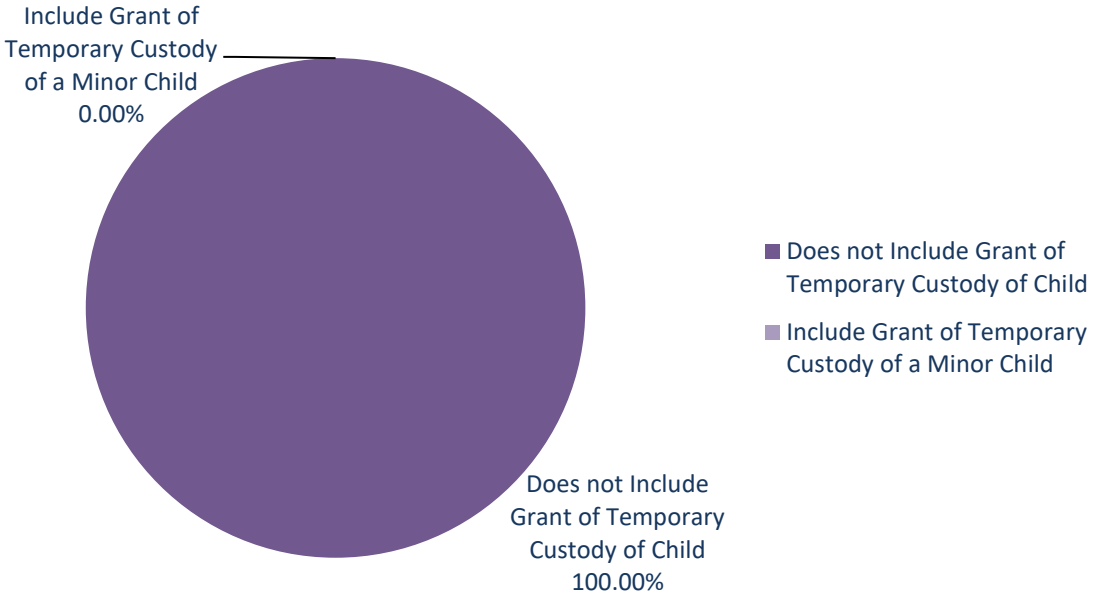
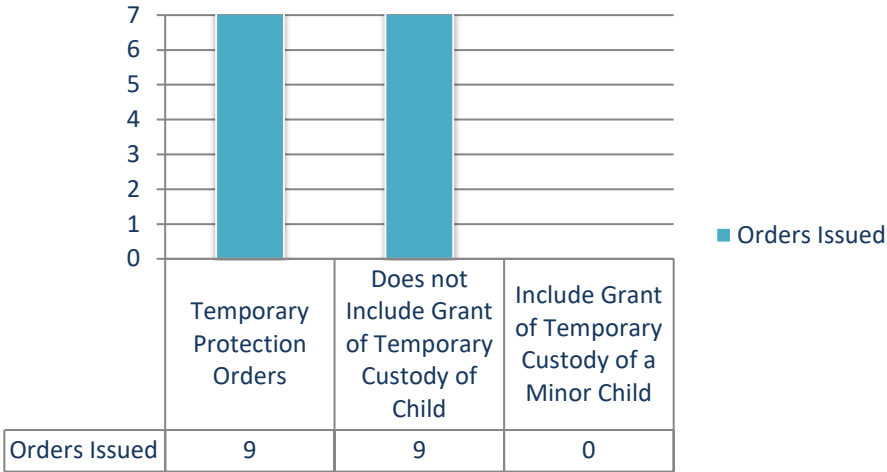




2023 Agg Stalking PO Issued

Including a Grant of Temporary Custody of a Minor Child

2023 Orders Issued



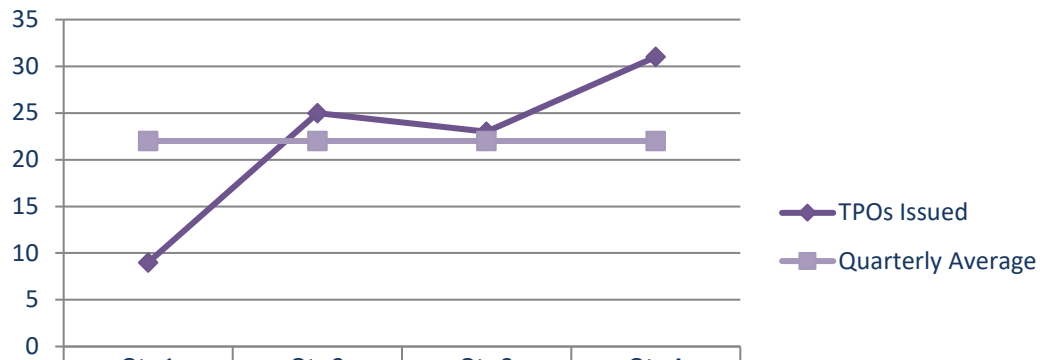


Harassment PO

By Quarter and Quarterly Average

2023 Temporary Protection Orders

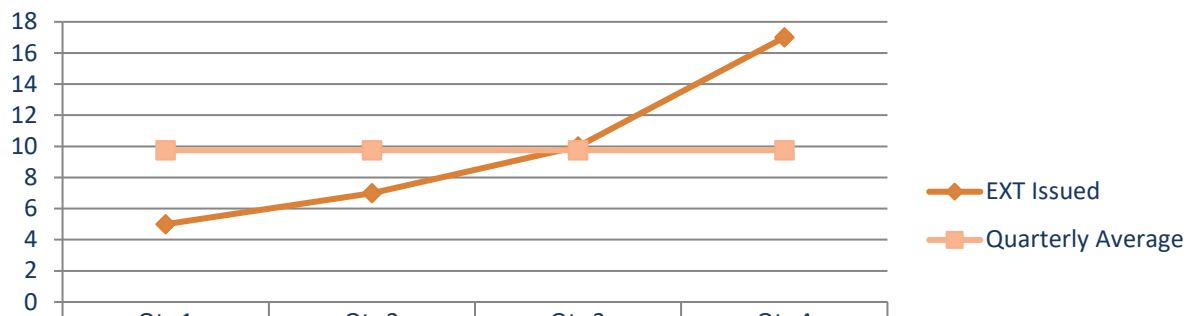
By Quarter & Quarterly Average



	Qtr 1	Qtr 2	Qtr 3	Qtr 4
TPOs Issued	9	25	23	31
Quarterly Average	22	22	22	22

2023 Extended Protection Orders

By Quarter & Quarterly Average



	Qtr 1	Qtr 2	Qtr 3	Qtr 4
EXT Issued	5	7	10	17
Quarterly Average	10	10	10	10

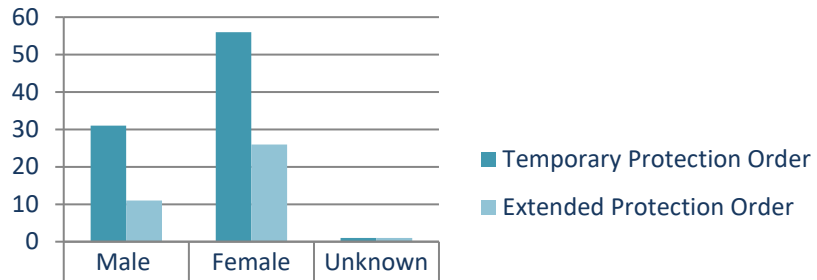


2023 Harassment PO Issued

By Gender & Type

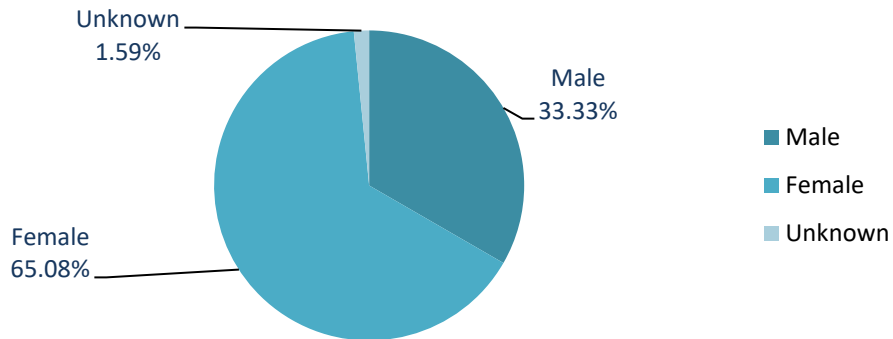
2023 Granted Orders

By Gender

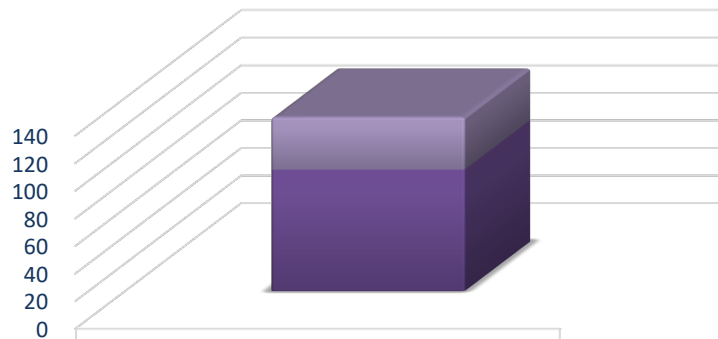


Temporary Protection Order	31	56	1
Extended Protection Order	11	26	1

Protection Order Issued By Gender



Temporary and Extended Order Issued



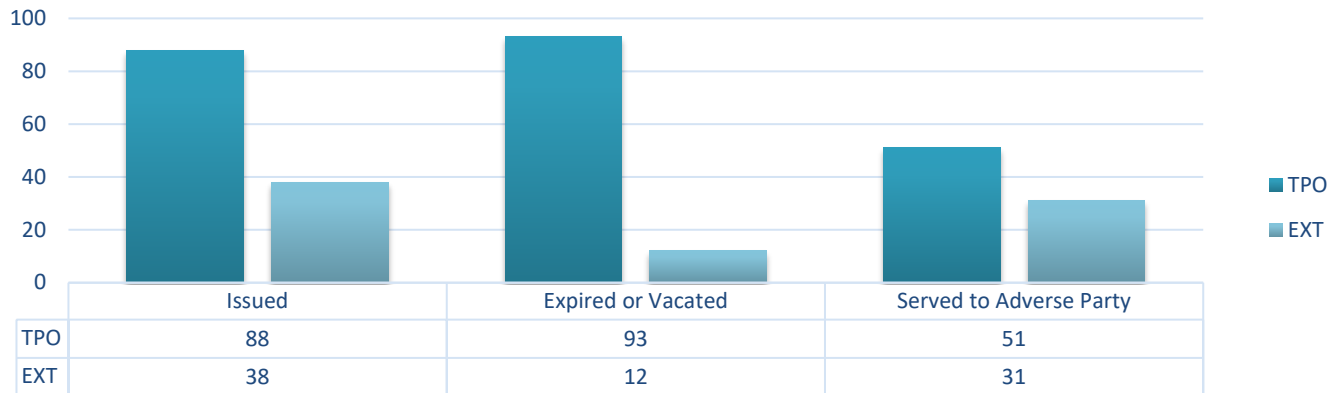
2023 Protection Orders Granted	
Extended Protection Order	38
Temporary Protection Order	88



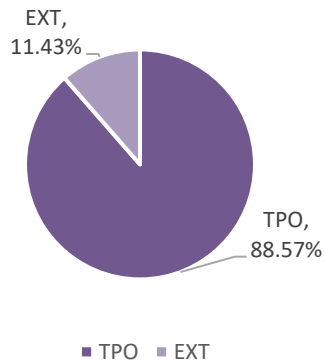
2023 Harassment PO

Issued, Vacated or Expired, and Served

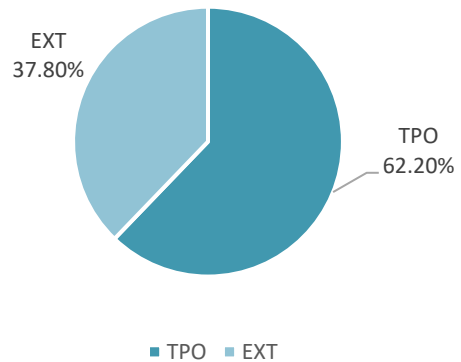
Granted, Expired & Served Jan 1, 2023 - Dec 31, 2023



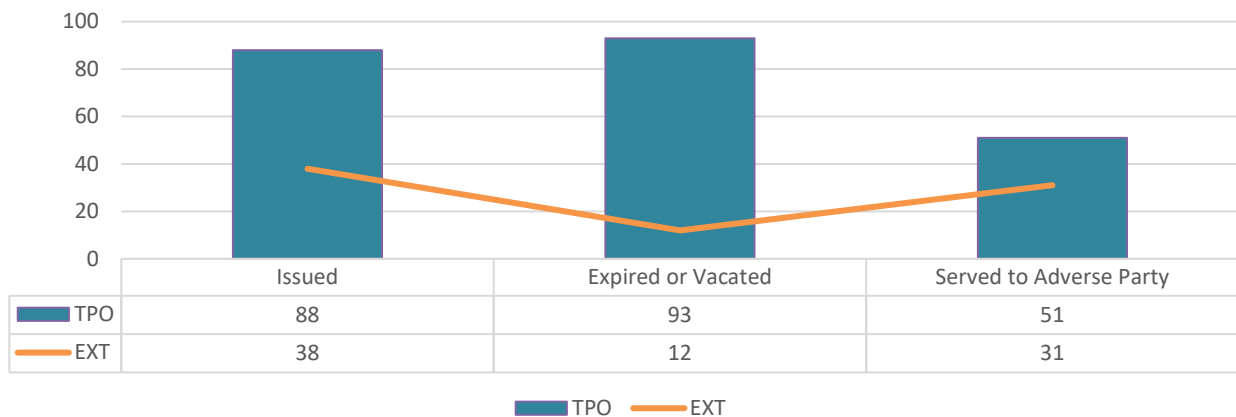
Expired or Vacated in 2023



Served to Adverse Party in 2023



Temporary vs Extended Comparison 2023

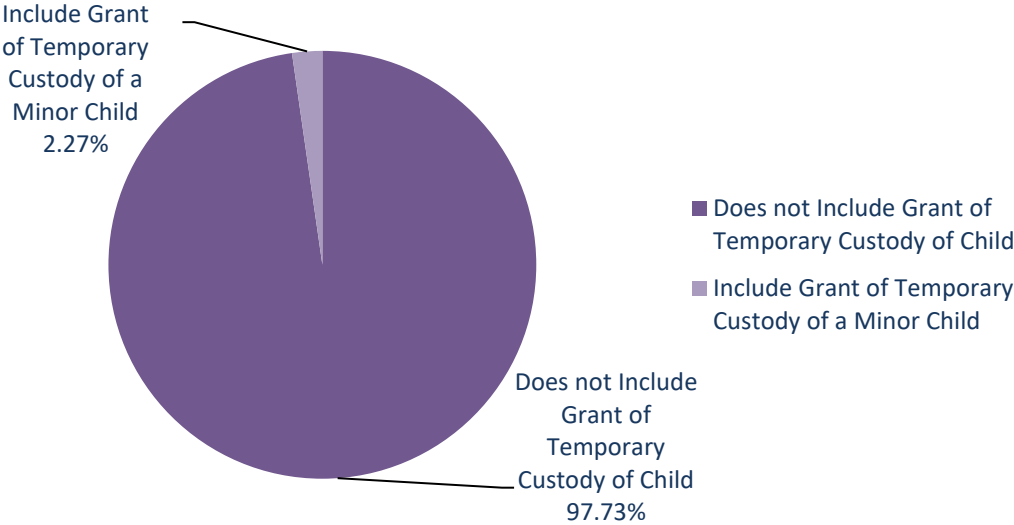
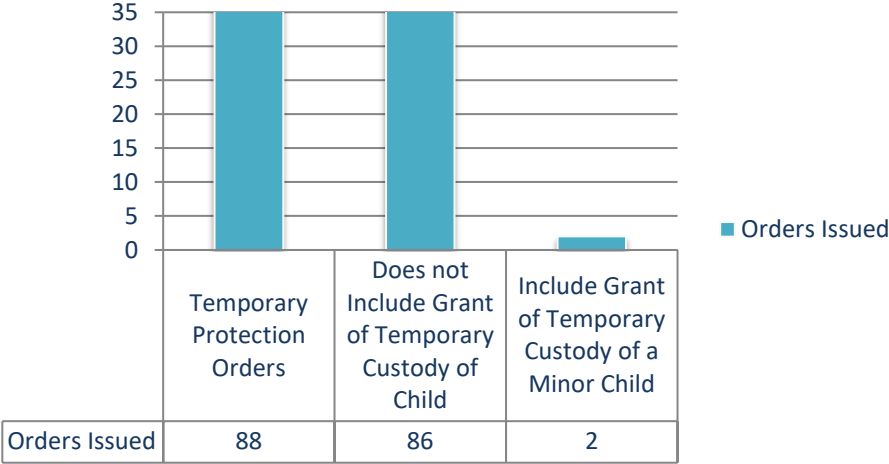




2023 Harassment PO Issued

Including a Grant of Temporary Custody of a Minor Child

2023 Orders Issued



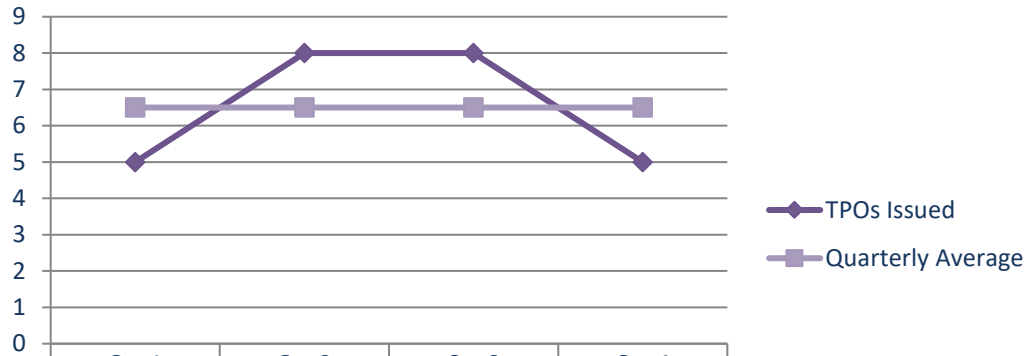


Sexual Assault PO

By Quarter and Quarterly Average

2023 Temporary Protection Orders

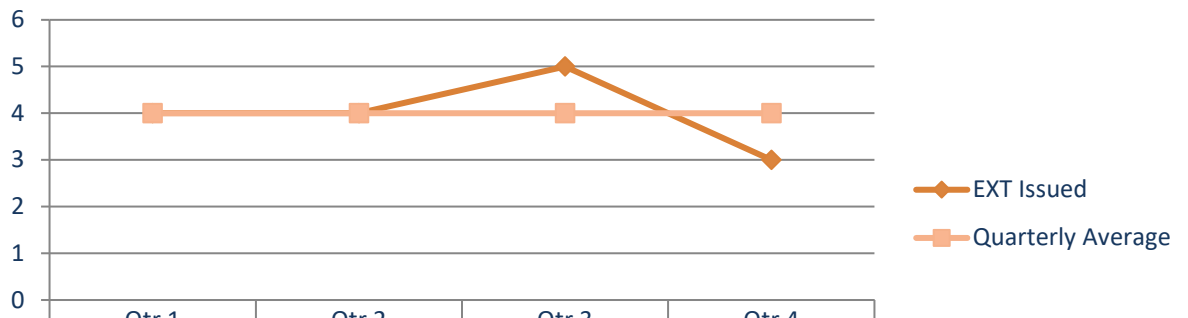
By Quarter & Quarterly Average



	Qtr 1	Qtr 2	Qtr 3	Qtr 4
TPOs Issued	5	8	8	5
Quarterly Average	7	7	7	7

2023 Extended Protection Orders

By Quarter & Quarterly Average



	Qtr 1	Qtr 2	Qtr 3	Qtr 4
EXT Issued	4	4	5	3
Quarterly Average	4	4	4	4

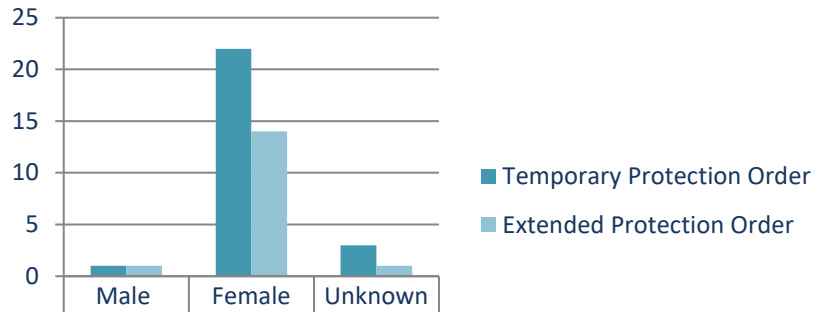


2023 Sexual Assault PO Issued

By Gender & Type

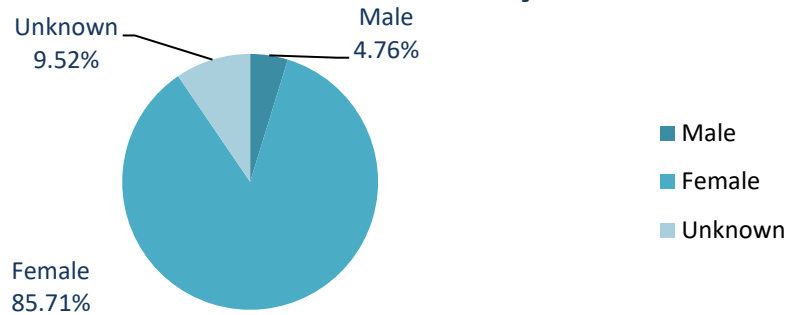
2023 Granted Orders

By Gender

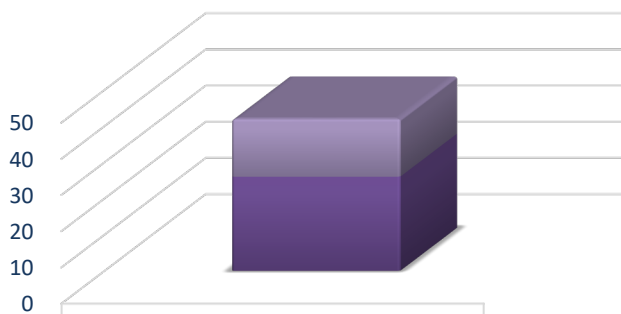


Temporary Protection Order	1	22	3
Extended Protection Order	1	14	1

Protection Order Issued By Gender



Temporary and Extended Order Issued



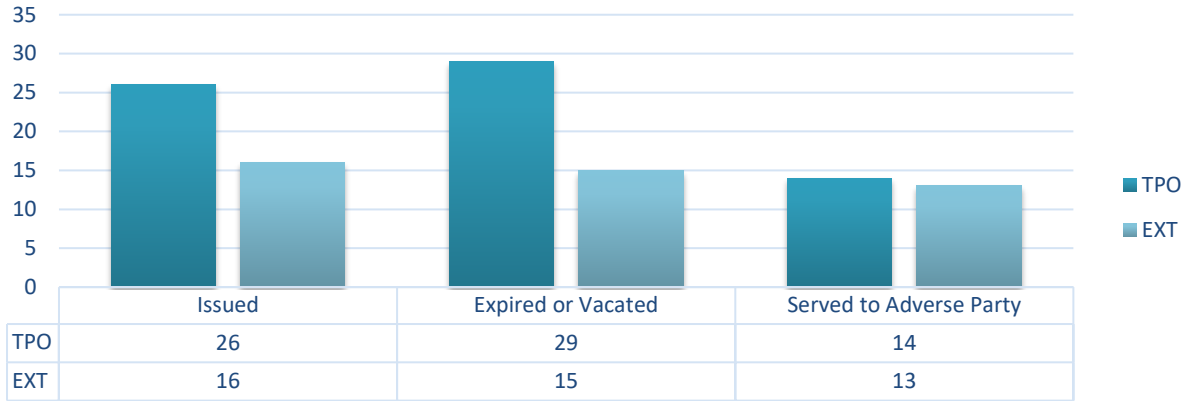
2023 Protection Orders Granted	
Extended Protection Order	16
Temporary Protection Order	26



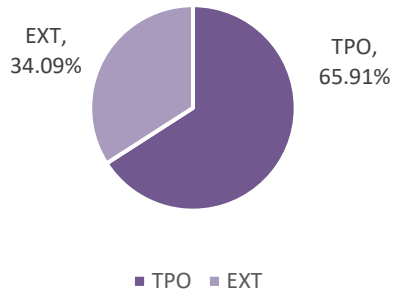
2023 Sexual Assault PO

Issued, Vacated or Expired, and Served

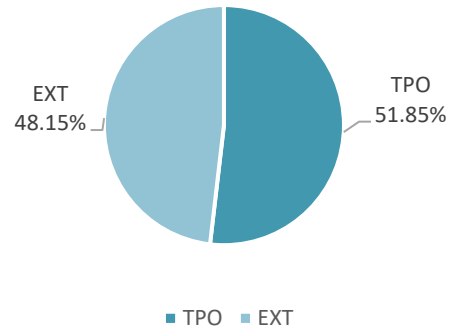
Granted, Expired & Served Jan 1, 2023 - Dec 31, 2023



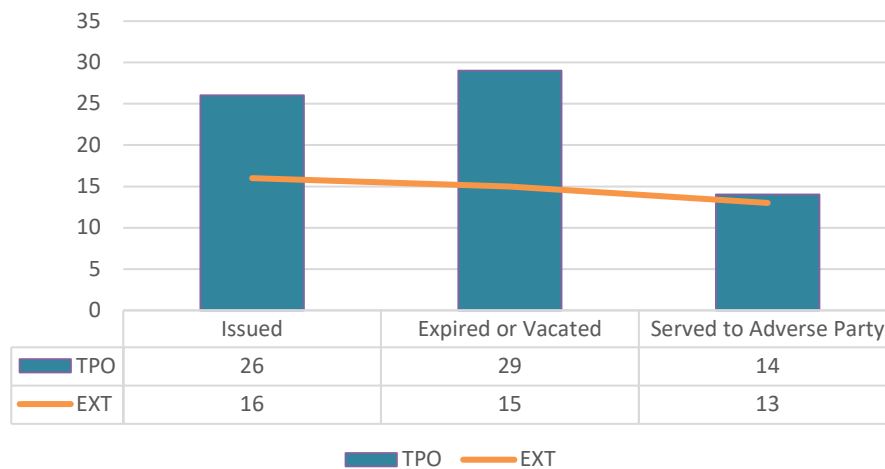
Expired or Vacated in 2023



Served to Adverse Party in 2023



Temporary vs Extended Comparison 2023

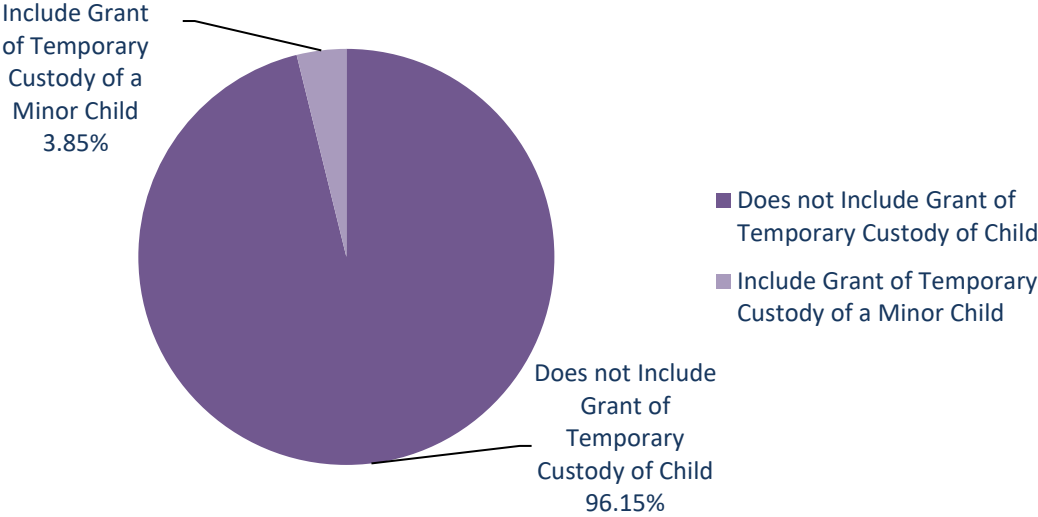
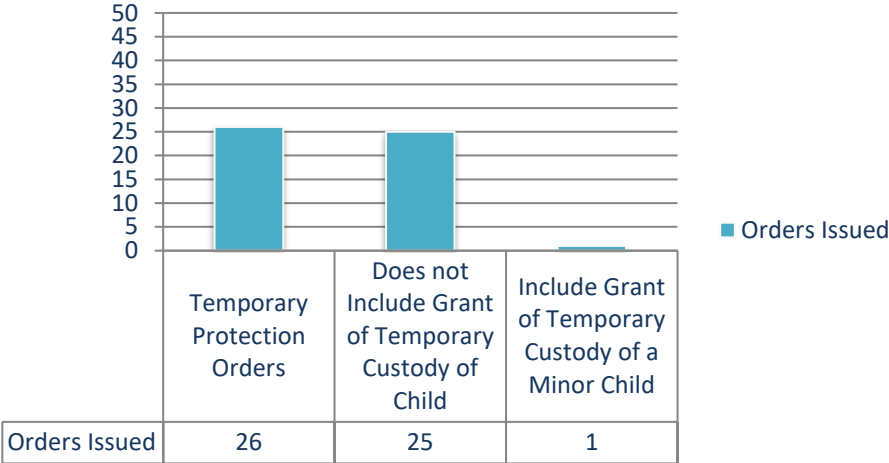




2023 Sexual Assault PO Issued

Including a Grant of Temporary Custody of a Minor Child

2023 Orders Issued





Aging & Disability Services



Nevada Department of
Public Safety
Records, Communications and Compliance



Aging & Disability Services Statistics

	# of Incidents	% of Total Reported
Total Abuse Reported	11,021	
Substantiated	3,582	32.5%
Unsubstantiated	7,439	67.5%

		% of Total Incidents
Most Prevalent County	Clark County	64.23%

Most Common Victim Demographics	# of Victims	Total Reported	% of Total Reported
Non Minority (White & Non Hispanic)	5,806		68.49%
75-84	2,718		32.06%
Female	4,966		58.58%
No, not Hispanic or Latino/a, or Spanish origin	7,218		85.14%

Total Demographics Reported: 8,477

Own Residence or Residence of Relative/ Caregiver	5,741		67.72%
--	-------	--	--------

Total Type of Living Reported: 8,477

Self Neglect	3,793		34.42%
Abuse	2,393		21.71%

Total Allegations Reported: 11,021

** Not all demographics have been reported for each victim, thus reporting totals differ by category*
** The statistics for ADSD are reported by fiscal year and the rest of the book is based on calendar year.*



About Aging & Disability Services

The following statistics are provided to the Department of Public Safety from the Nevada Aging and Disabilities Services Division (ADSD), Adult Protective Services (APS). Effective July 1, 2019, Aging and Disability Services Division received legislative authority to receive and investigate reports of abuse, neglect, exploitation, isolation or abandonment for vulnerable persons, age 18-59, in addition to persons 60 years and older, collectively referred to as vulnerable adults. Adult Protective Services serves all of Nevada.

Substantiated and unsubstantiated incidents reported are considered. These figures are published exactly as Aging and Disabilities Services Division presents them to the Department of Public Safety.

Note: Totals in the various categories may not match because of the variations of number of alleged offenders for each victim and the possibility that one victim could have sustained multiple types of maltreatment.

The Crimes Against Older Persons data presented here is collected per the requirements set forth in Nevada Revised Statute 179A.450.

Details of the NRS is provided in the next page.





NRS 179A.450

NRS 179A.450 Creation; contents; electronic means to access data; confidentiality of data.

1. The Repository for Information Concerning Crimes Against Older Persons or Vulnerable Persons is hereby created within the Central Repository.

2. The Repository for Information Concerning Crimes Against Older Persons or Vulnerable Persons must contain a complete and systematic record of all reports of the abuse, neglect, exploitation, isolation or abandonment of older persons or vulnerable persons in this State. The record must be prepared in a manner approved by the Director of the Department and must include, without limitation, the following information:

(a) All incidents that are reported to state and local law enforcement agencies and the Aging and Disability Services Division of the Department of Health and Human Services.

(b) All cases that were investigated and the type of such cases.

3. The Director of the Department shall provide an electronic means to access on the Central Repository's Internet website statistical data on the abuse, neglect, exploitation, isolation or abandonment of older persons or vulnerable persons.

4. The data and findings generated pursuant to this section must not contain information that may reveal the identity of an individual victim, or a person accus

ed of the abuse, neglect, exploitation, isolation or abandonment of older persons or vulnerable persons.

5. As used in this section:

(a) "Abandonment" has the meaning ascribed to it in NRS 200.5092.

(b) "Abuse" has the meaning ascribed to it in NRS 200.5092.

(c) "Exploitation" has the meaning ascribed to it in NRS 200.5092.

(d) "Isolation" has the meaning ascribed to it in NRS 200.5092.

(e) "Neglect" has the meaning ascribed to it in NRS 200.5092.

(f) "Older person" means a person who is 60 years of age or older.

(g) "Vulnerable person" has the meaning ascribed to it in NRS 200.5092.

(Added to NRS by [2007, 746](#); A [2009, 2447](#); [2011, 82](#); [2015, 826](#); [2017, 2685](#); [2019, 3473](#); [2021, 620](#))



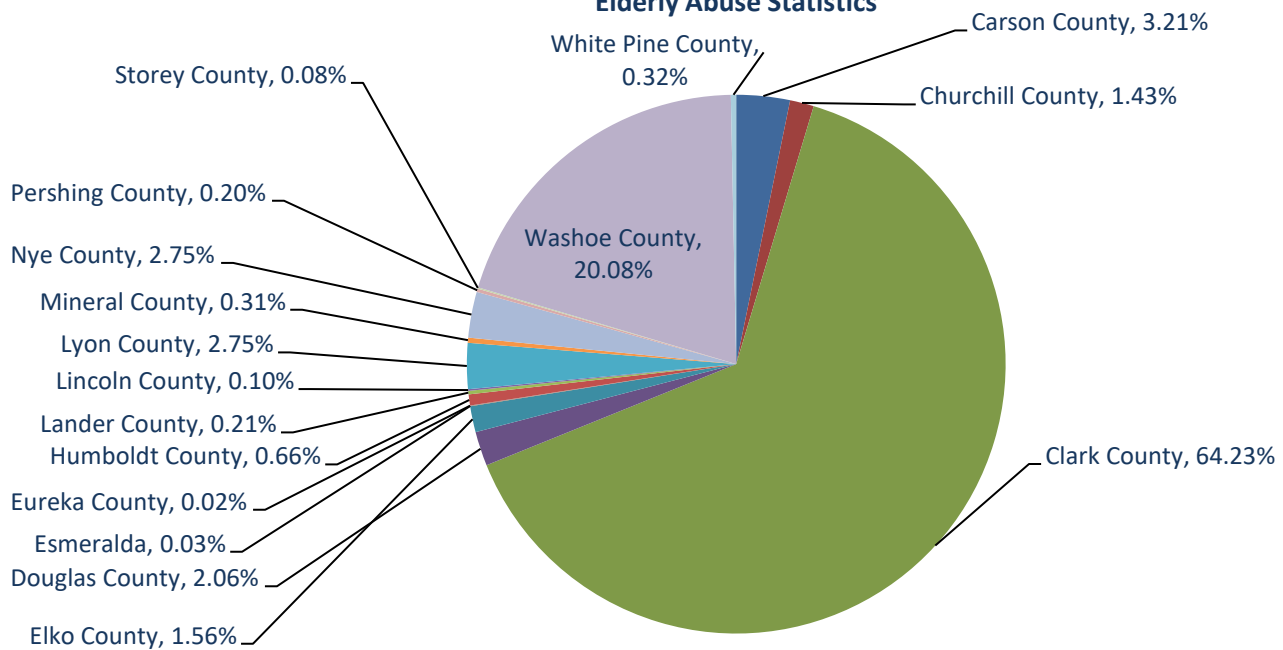
Aging & Disability Services Elderly Abuse

Substantiated and Unsubstantiated Incidents by County

	Total Incidents Reported	% of Total
Carson County	354	3.21%
Churchill County	158	1.43%
Clark County	7,079	64.23%
Douglas County	227	2.06%
Elko County	172	1.56%
Esmeralda	3	0.03%
Eureka County	2	0.02%
Humboldt County	73	0.66%
Lander County	23	0.21%
Lincoln County	11	0.10%
Lyon County	303	2.75%
Mineral County	34	0.31%
Nye County	303	2.75%
Pershing County	22	0.20%
Storey County	9	0.08%
Washoe County	2,213	20.08%
White Pine County	35	0.32%
Total:	11,021	

Aging & Disability Services

Elderly Abuse Statistics



- Carson County
- Churchill County
- Clark County
- Douglas County
- Elko County
- Esmeralda
- Eureka County
- Humboldt County
- Lander County
- Lincoln County
- Lyon County
- Mineral County
- Nye County
- Pershing County
- Storey County

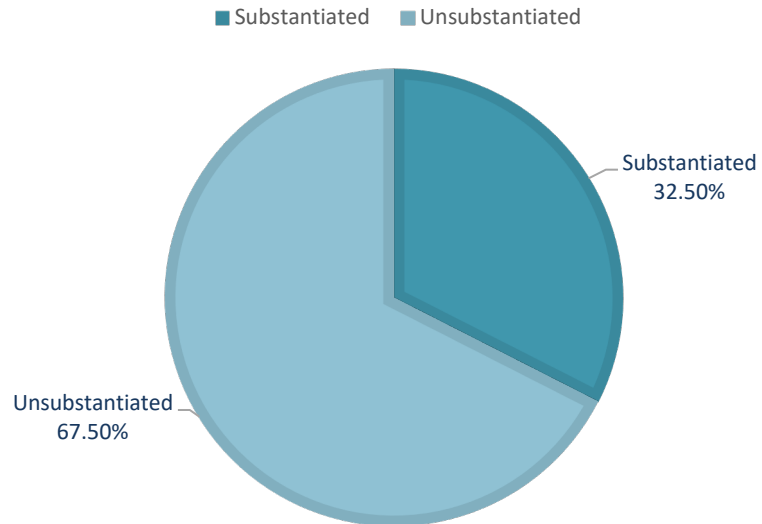
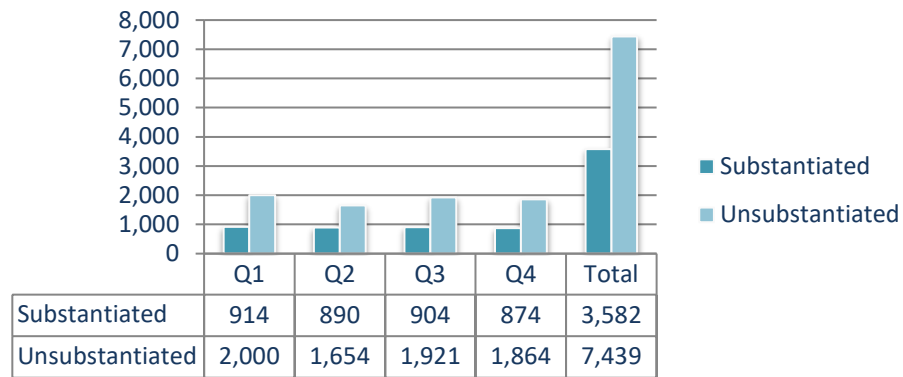


Aging & Disability Services Vulnerable Adult Abuse

Substantiated vs Unsubstantiated

2023 Aging & Disability Services Elderly Abuse

Substantiated vs Unsubstantiated



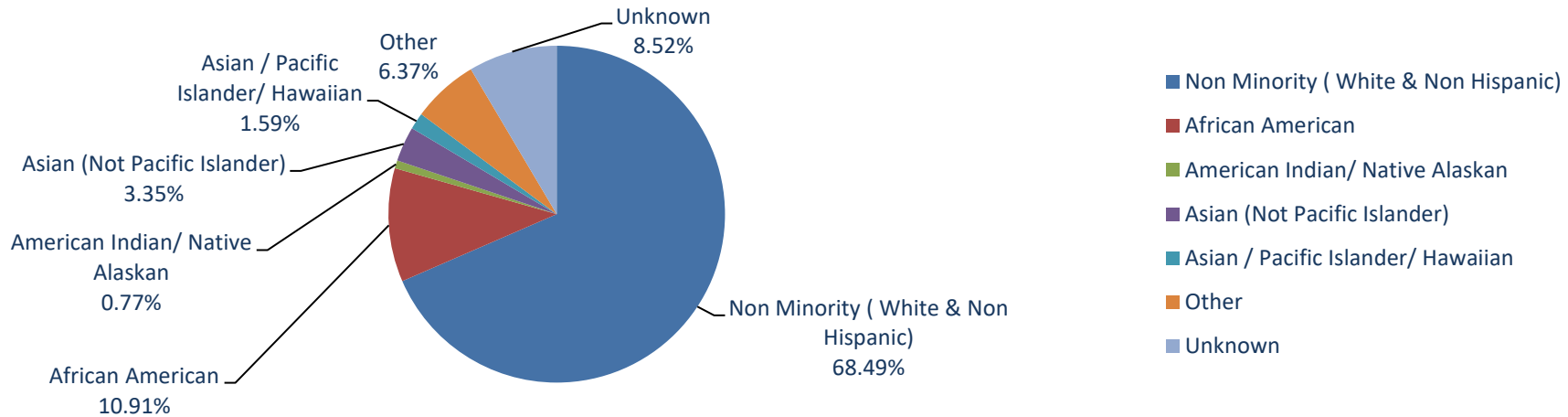


Aging & Disability Services Vulnerable Adult Abuse

Age, Race, Gender and Ethnicity of Victim

Race of Victim

	Non Minority (White & Non Hispanic)	African American	American Indian/ Native Alaskan	Asian (Not Pacific Islander)	Asian / Pacific Islander/ Hawaiian	Other	Unknown	Total
Clark County	3,273	829	17	231	112	424	501	5,387
Washoe County	1,389	79	23	43	14	77	120	1,745
All Other Counties	1,144	17	25	10	9	39	101	1,345
State Total:	5,806	925	65	284	135	540	722	8,477
% of Total	68.49%	10.91%	0.77%	3.35%	1.59%	6.37%	8.52%	

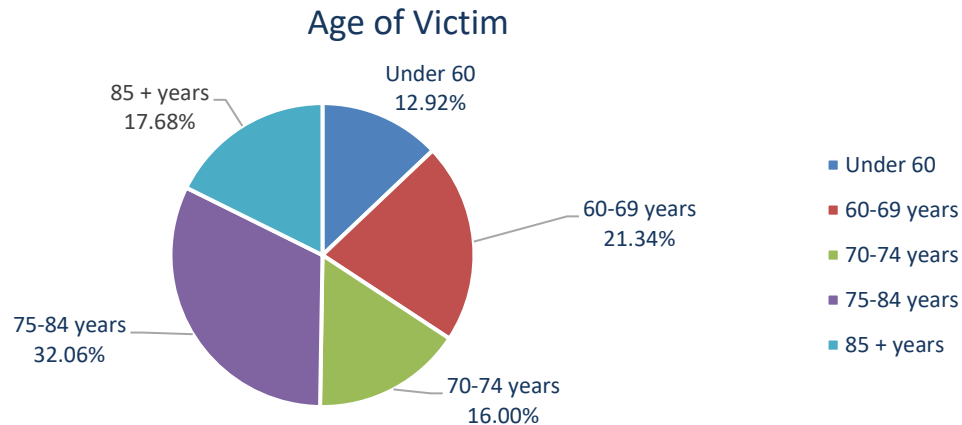




Aging & Disability Services Vulnerable Adult Abuse

Age, Race, Gender and Ethnicity of Victim

Age of Victim	Under 60	60-69 years	70-74 years	75-84 years	85 + years	Total
Carson County	38	44	36	91	64	273
Churchill County	16	27	16	49	24	132
Clark County	763	1,165	807	1,679	973	5,387
Douglas/Humboldt County	19	49	39	78	52	237
Elko County	15	40	29	43	11	138
Eureka/Lander/Lincoln/Mineral/Pershing/Storey/White Pine County	12	31	19	39	12	113
Lyon County	20	47	52	67	35	221
Nye County	23	39	42	92	35	231
Washoe County	189	367	316	580	293	1,745
State Total:	1,095	1,809	1,356	2,718	1,499	8,477
% of Total	12.92%	21.34%	16.00%	32.06%	17.68%	



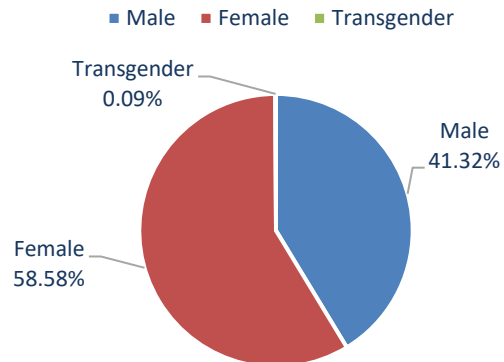


Aging & Disability Services Vulnerable Adult Abuse

Age, Race, Gender, and Ethnicity of Victim

Gender of Victim	Male	Female	Transgender	Total
Carson County	109	164	0	273
Churchill County	62	70	0	132
Clark County	2,138	3,243	6	5,387
Douglas County	58	123	0	181
Elko County	72	66	0	138
Eureka/Lander/Lincoln County	19	13	0	32
Humboldt County	23	33	0	56
Lyon County	91	130	0	221
Mineral County	12	18	0	30
Nye County	106	125	0	231
Pershing/Storey County	10	14	0	24
Washoe County	792	951	2	1,745
White Pine County	11	16	0	27
State Total:	3,503	4,966	8	8,477
% of Total	41.32%	58.58%	0.09%	

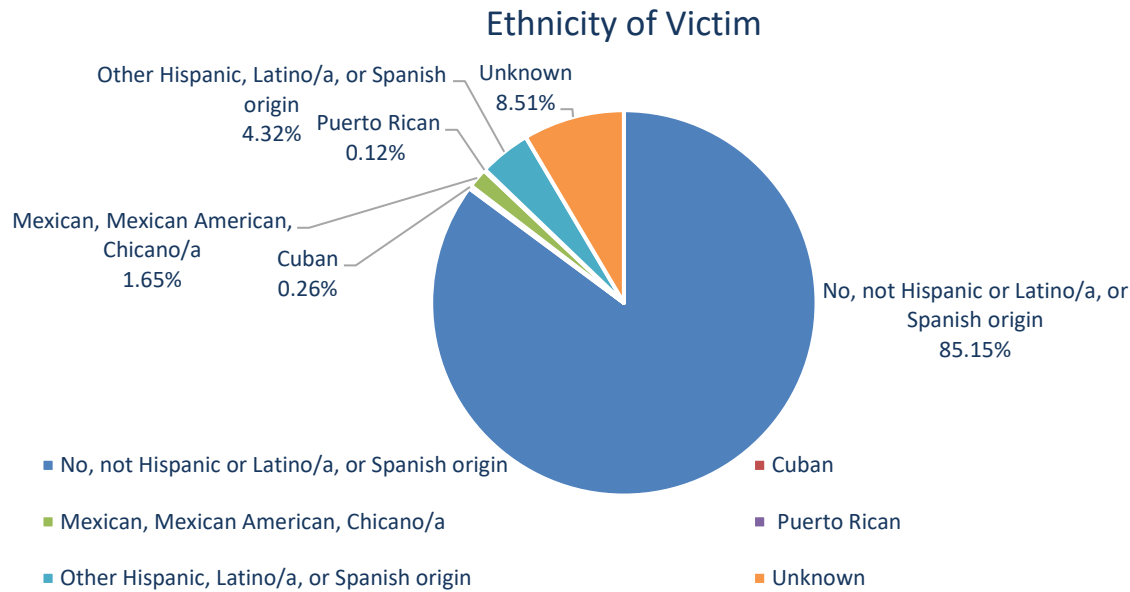
Gender of Victim





Aging & Disability Services Elderly Abuse

Age, Race, Gender, and Ethnicity of Victim



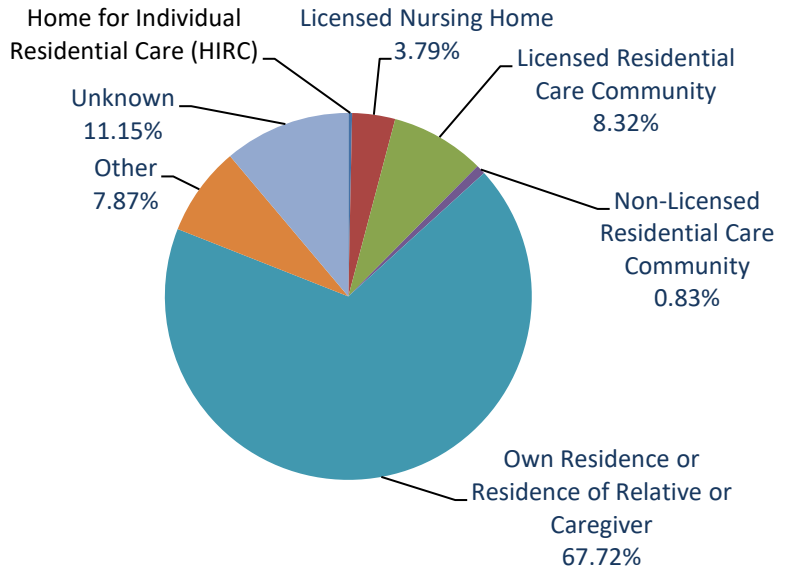
Ethnicity of Victim	No, not Hispanic or Latino/a, or Spanish origin		Mexican, Mexican American, Chicano/a		Other Hispanic, Latino/a, or Spanish origin		Total
		Cuban		Puerto Rican		Unknown	
Clark County	4,464	19	100	9	294	501	5,387
Washoe County	1,548	3	25	1	48	120	1,745
All Other Counties	1,206	0	15	0	24	100	1,345
State Total:	7,218	22	140	10	366	721	8,477
% of Total	85.15%	0.26%	1.65%	0.12%	4.32%	8.51%	



Aging & Disability Services Vulnerable Adult Abuse

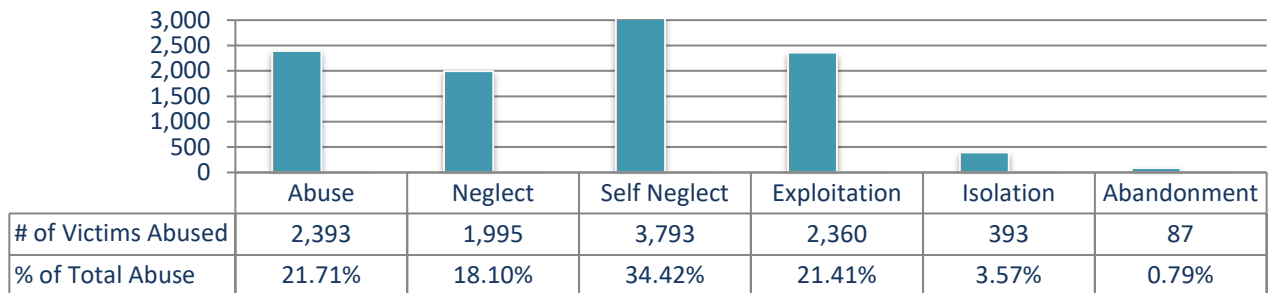
Victim's Residence Type, Type of Abuse, and Relationship to Offender

- Home for Individual Residential Care (HIRC)
- Licensed Nursing Home
- Licensed Residential Care Community
- Non-Licensed Residential Care Community



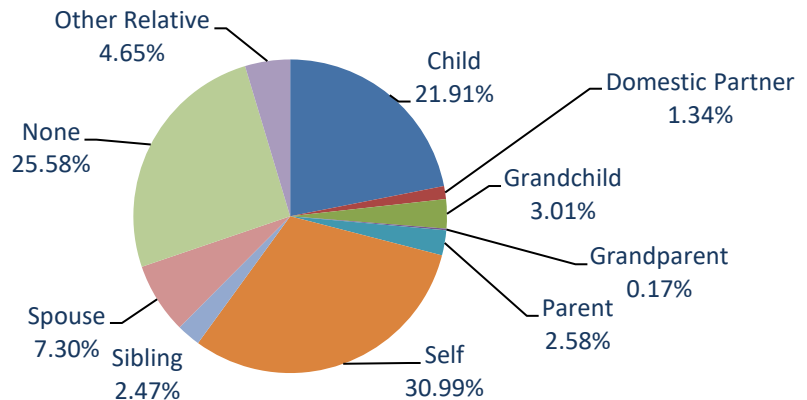
Type of Abuse to Victim Substantiated & Unsubstantiated

■ # of Victims Abused



Offender's Relationship to Victim

- Child
- Domestic Partner
- Grandchild
- Grandparent
- Parent
- Self
- Sibling
- Spouse
- None
- Other Relative





Supplemental Hate Crime





About Supplemental Hate Crime Data

The reporting of the actual Hate Crime data is available in our Theme Oriented Public Site (TOPS) under the theme "Hate Crime". The link to the TOPS site is as follows

<https://nevadacrimestats.nv.gov/tops>

The reporting of the additional data presented here is collected per the guidelines set forth in NRS 193.360 & NRS 179A.175

NRS 193.360

Duty of state and local law enforcement agencies to submit data relating to crimes manifesting evidence of prejudice based on race, color, religion, national origin, physical or mental disability, sexual orientation or gender identity or expression, limitation on use of data.

1. Each state or local law enforcement agency in this State shall submit on a monthly basis a record of all crimes that manifest evidence of prejudice based on race, color, religion, national origin, physical or mental disability, sexual orientation or gender identity or expression, including, without limitation, the basis on which any such crime occurred, to the Central Repository for Nevada Records of Criminal History, in accordance with the guidelines adopted by the Director of the Department of Public Safety pursuant to subsection 2 of [NRS 179A.175](#).
2. Data acquired pursuant to this section must be used only for research or statistical purposes and must not contain any information that may reveal the identity of an individual victim of a crime.
(Added to NRS by [2021, 236](#))

NRS 179A.175

Establishing program; adoption of guidelines for collection of statistical data; report; data to be used only for research or statistical purposes; data to be made available to public; data to be provided to Federal Bureau of Investigation.

1. The Director of the Department shall establish within the Central Repository a program for reporting crimes that manifest evidence of prejudice based on race, color, religion, national origin, physical or mental disability, sexual orientation or gender identity or expression.
2. The program must be designed to collect, compile and analyze statistical data about crimes that manifest evidence of prejudice based on race, color, religion, national origin, physical or mental disability, sexual orientation or gender identity or expression. The Director shall adopt guidelines for the collection of the statistical data, including, but not limited to, the criteria to establish the presence of prejudice and the manner in which the data must be reported to the Central Repository.



About Supplemental Hate Crime Data (contd)

3. The Central Repository shall include in any appropriate report an independent section relating solely to the analysis of crimes that manifest evidence of prejudice based on race, color, religion, national origin, physical or mental disability, sexual orientation or gender identity or expression.
4. Data acquired pursuant to this section must be used only for research or statistical purposes and must not contain any information that may reveal the identity of an individual victim of a crime.
5. The Central Repository shall make all data acquired pursuant to this section and data regarding any prosecution of a violation of [NRS 207.185](#) and any sentence imposed pursuant to [NRS 193.1675](#) available to the public.
6. The Central Repository shall ensure that the data acquired pursuant to this section is provided to the Federal Bureau of Investigation for inclusion in the annual Hate Crime Statistics report of the Uniform Crime Reporting Program.
7. As used in this section, "gender identity or expression" has the meaning ascribed to it in [NRS 193.0148](#).

(Added to NRS by [1995, 2706](#); A [2013, 65; 2015, 845, 2765; 2021, 237](#))





Report Terminologies

The following report will describe and summarize the supplemental Hate Crime reports that are received by the Criminal Records Unit within the Department of Public Safety in the State of Nevada.

The information contained in this report was gathered by running reports in house. The following definitions describe the various variables used in the reports.

- **Hate Crime Arrests:** The total number of arrests with one of the hate crime Nevada Offense Codes (NOCs) during the time-period selected.
- **Hate Crime Arrests with Dispositions:** The total number of arrests with hate crime NOCS and the number that have dispositions, but it does not differentiate between the type of disposition or disposition NOC
- **Hate Crime Arrests with Hate Crime Dispositions:** Total number of convictions where the original arrest was a hate crime NOC and the disposition is Pled Guilty (PLG), Found Guilty (GAT) or Deferred adjudication (DEF) and the disposition NOC was a hate crime NOC (if the disposition was dismissed, charges were denied by the prosecutor, no charges filed or not guilty, then it wasn't a conviction therefore is not included.)



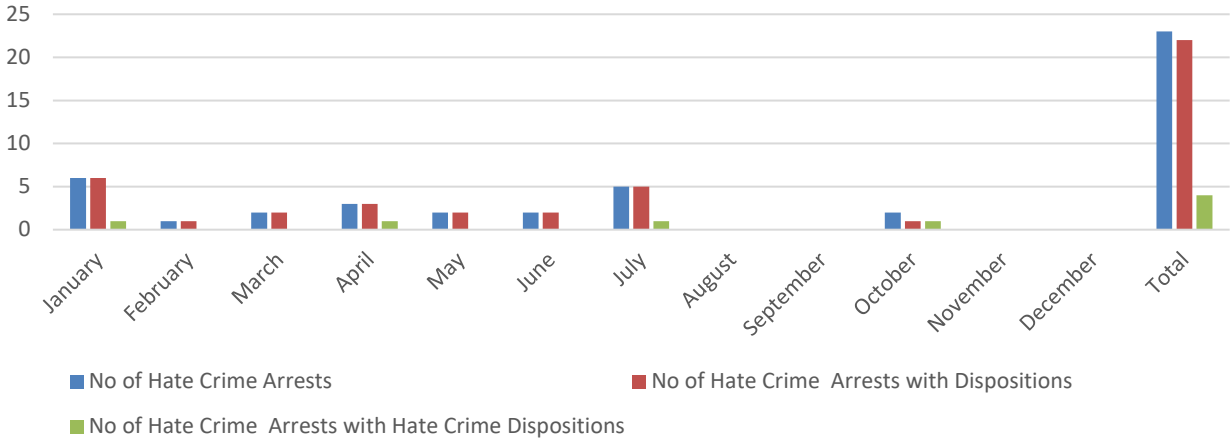


Supplemental Hate Crime Data

Hate Crime Arrests, Dispositions and Hate Crime Dispositions

Month	No of Hate Crime Arrests	No of Hate Crime Arrests with Dispositions	No of Hate Crime Arrests with Hate Crime Dispositions
January	6	6	1
February	1	1	0
March	2	2	0
April	3	3	1
May	2	2	0
June	2	2	0
July	5	5	1
August	0	0	0
September	0	0	0
October	2	1	1
November	0	0	0
December	0	0	0
Total	23	22	4

Hate Crimes and Dispositions



Note: Number of Arrests is reported to UCR by Law Enforcement Agencies (LEA). Disposition information is provided to UCR by the Criminal Records Unit.



This concludes our publication.

Thank you for taking the time to read Uniform Crime Reporting.

If you require further information you can contact us at:

**Nevada Department of Public Safety
Records, Communications and Compliance Division
333 West Nye Lane Suite 100
Carson City, NV 89706
(775) 684-6262
<http://rccd.nv.gov>**



Nevada Department of
Public Safety
Records, Communications and Compliance